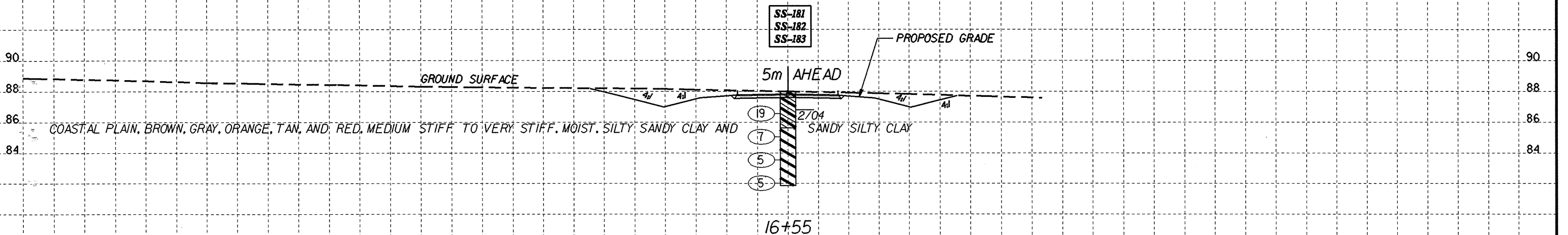
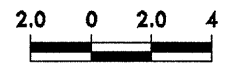
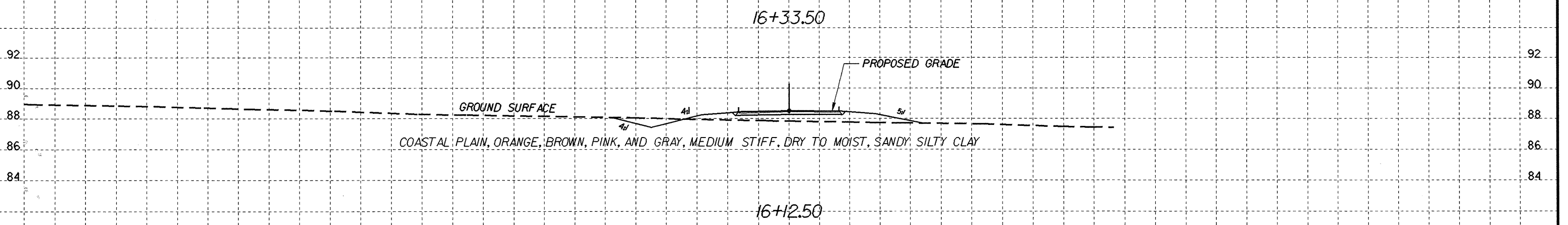
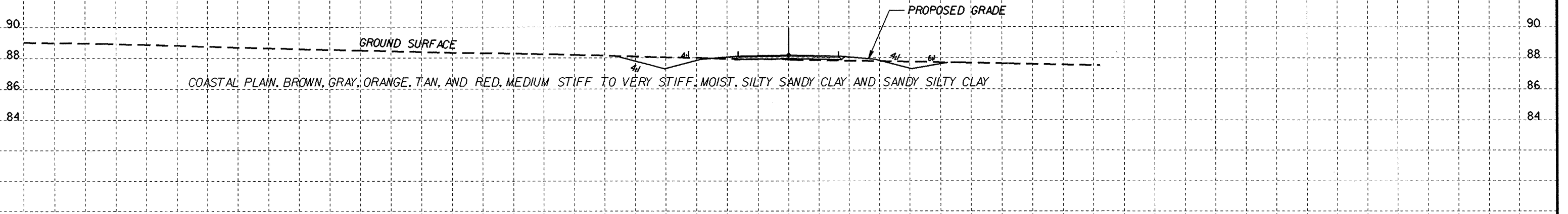


40 30 20 10 0 10 20



SOIL TEST RESULTS														
SAMPLE NO.	OFFSET	STATION	DEPTH INTERVAL	AASHTO CLASS.	L.L.	P.L. I.	% BY WEIGHT				% PASSING SIEVES			% MOISTURE
							C. SAND	F. SAND	SILT	CLAY	10	40	200	
SS-181	0	16+60	1.14-1.59	A-6(5)	29	14	3.8	56.7	9.3	30.2	100	97	57	
SS-182	0	16+60	2.66-3.11	A-7-6(9)	42	17	1.0	47.2	13.7	38.2	100	99	62	
SS-183	0	16+60	4.18-4.63	A-7-6(18)	50	26	7.8	40.4	13.7	38.2	93	86	72	39.4



40 30 20 10 0 10 20 30 40