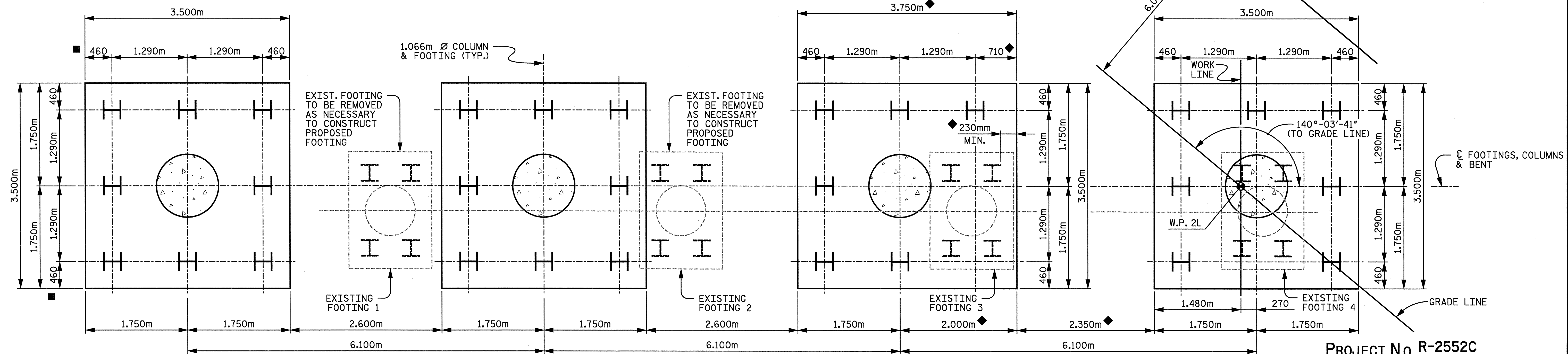


FOOTING NO. 1 2 3 4

**FOOTING PLAN - REINFORCING STEEL**  
(EXIST. FOOTING AND PILES NOT SHOWN FOR CLARITY)

▲ REINFORCING AND FOOTING DIMENSIONS TYPICAL FOR FOOTINGS 1, 2 & 4.



FOOTING NO. 1 2 3 4



**FOOTING PLAN - PILE PATTERN**

■ PILE PATTERN TYPICAL FOR FOOTINGS 1 & 2.

**PILE RETENTION NOTES**

- EXISTING PILES AT EXISTING FOOTINGS 3 & 4 SHALL BE RETAINED. THE TOP PORTION OF THE EXISTING PILES WHICH WILL BE EMBEDDED IN THE NEW FOOTINGS SHALL BE CLEANED TO BASE METAL AS APPROVED BY THE ENGINEER.
- EXISTING FOOTINGS 3 & 4 SHALL BE REMOVED. WHEN REMOVING EXISTING FOOTINGS, CARE SHALL BE TAKEN NOT TO DAMAGE THE EXISTING PILES.

◆ 230mm MINIMUM EDGE DISTANCE SHALL BE MAINTAINED FROM EDGE OF EXISTING PILES TO EDGE OF PROPOSED FOOTING. THE CONTRACTOR SHALL FIELD ADJUST THE PROPOSED FOOTING DIMENSIONS AS NECESSARY AND #32T3 AND #19T4 BARS SHALL BE ADJUSTED IF DETERMINED TO BE NECESSARY BY THE ENGINEER.



**RALPH WHITEHEAD ASSOCIATES, INC.**  
CONSULTING ENGINEERS  
P.O. BOX 35624 CHARLOTTE, N.C. 28235  
DRAWN BY DDL DATE 8-04 DWG. NO.  
CHECKED BY TVR DATE 12-04 D-1749.25

REVISIONS	
NO.	DATE
1	
2	

PROJECT No. R-2552C  
JOHNSTON COUNTY  
STATION: POT 148+08.446 -L2-  
POT 23+96.466 -Y4-

STATE OF NORTH CAROLINA  
DEPARTMENT OF TRANSPORTATION  
RALEIGH  
BENT 1  
-LEFT LANE-

SHEET NO. 5-346  
TOTAL SHEETS 431