

NOTES

STIRRUPS IN CAP MAY BE SHIFTED AS NECESSARY TO CLEAR ANCHOR BOLTS.

FOR PILE SPLICE DETAILS, SEE SHEET 3 OF 3

BACKWALL SHALL BE PLACED BEFORE APPLYING THE EPOXY PROTECTIVE COATING.

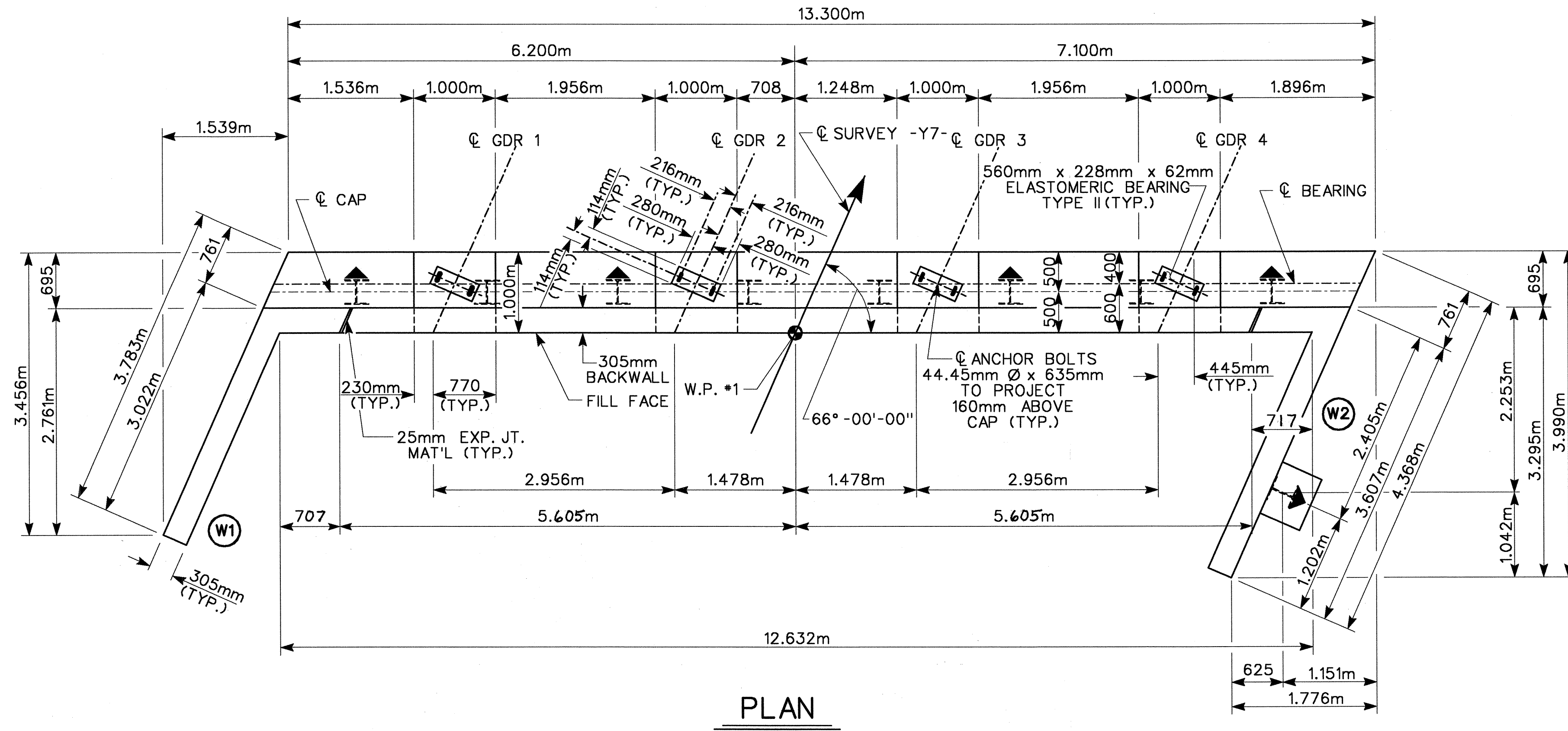
FOR EPOXY PROTECTIVE COATING, SEE SPECIAL PROVISIONS

THE TOP SURFACE AREAS OF THE END BENT CAP SHALL BE CURED IN ACCORDANCE WITH THE STANDARD SPECIFICATIONS EXCEPT THAT THE MEMBRANE CURING COMPOUND METHOD SHALL NOT BE USED.

THE TOP SURFACE OF THE CAP EXCEPT THE BRIDGE SEAT BUILDUPS SHALL BE SLOPED TRANSVERSELY FROM THE FILL FACE TO THE BACK FACE AT THE RATE OF 2%.

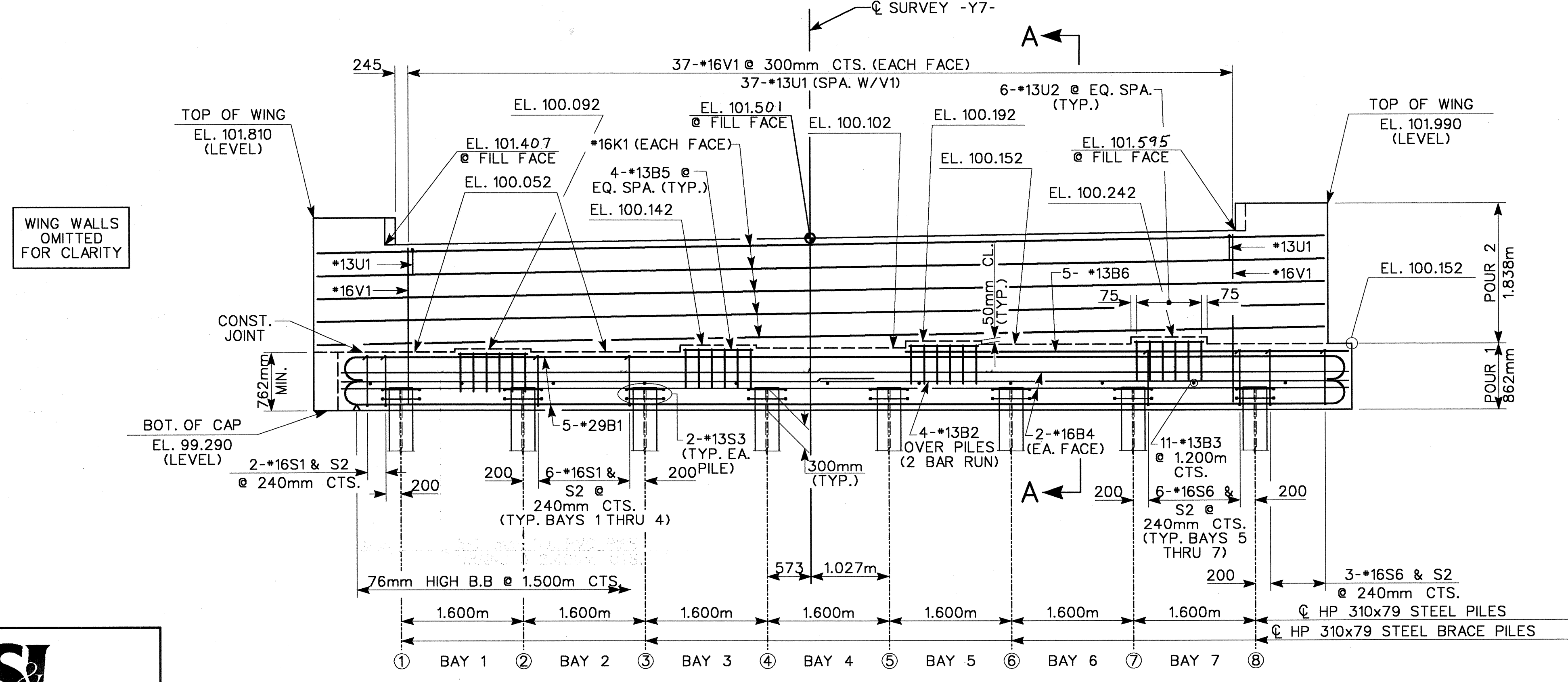
FOR TEMPORARY DRAINAGE AT END BENT, SEE SHEET 3 OF 3.

▲ DENOTES BATTER PILES 250:1000 IN DIRECTION OF ARROW



PLAN

BAR	MIN. SPLICE
*13B2	740



ELEVATION


SEE SECTION A-A ON SHEET 3 OF 3 FOR ELEVATION LOCATIONS

WING WALLS OMITTED FOR CLARITY

PROJECT NO. R-2552B
JOHNSTON COUNTY
 STATION: 65+51.880 -L-
14+25.318 -Y7-

SHEET 1 of 3
 STATE OF NORTH CAROLINA
 DEPARTMENT OF TRANSPORTATION
 RALEIGH

**END BENT #1
 SUBSTRUCTURE**



REVISIONS				SHEET NO.
NO.	BY:	DATE:	NO.	DATE:
1			3	
2			4	

1-13-04



1616 E. MILLBROOK RD., SUITE 310
 RALEIGH, NORTH CAROLINA 27609
 PHONE (919) 876-6888
 FAX (919) 876-6848

DRAWN BY : SD DATE : 7/03
 CHECKED BY : JL DATE : 8/03