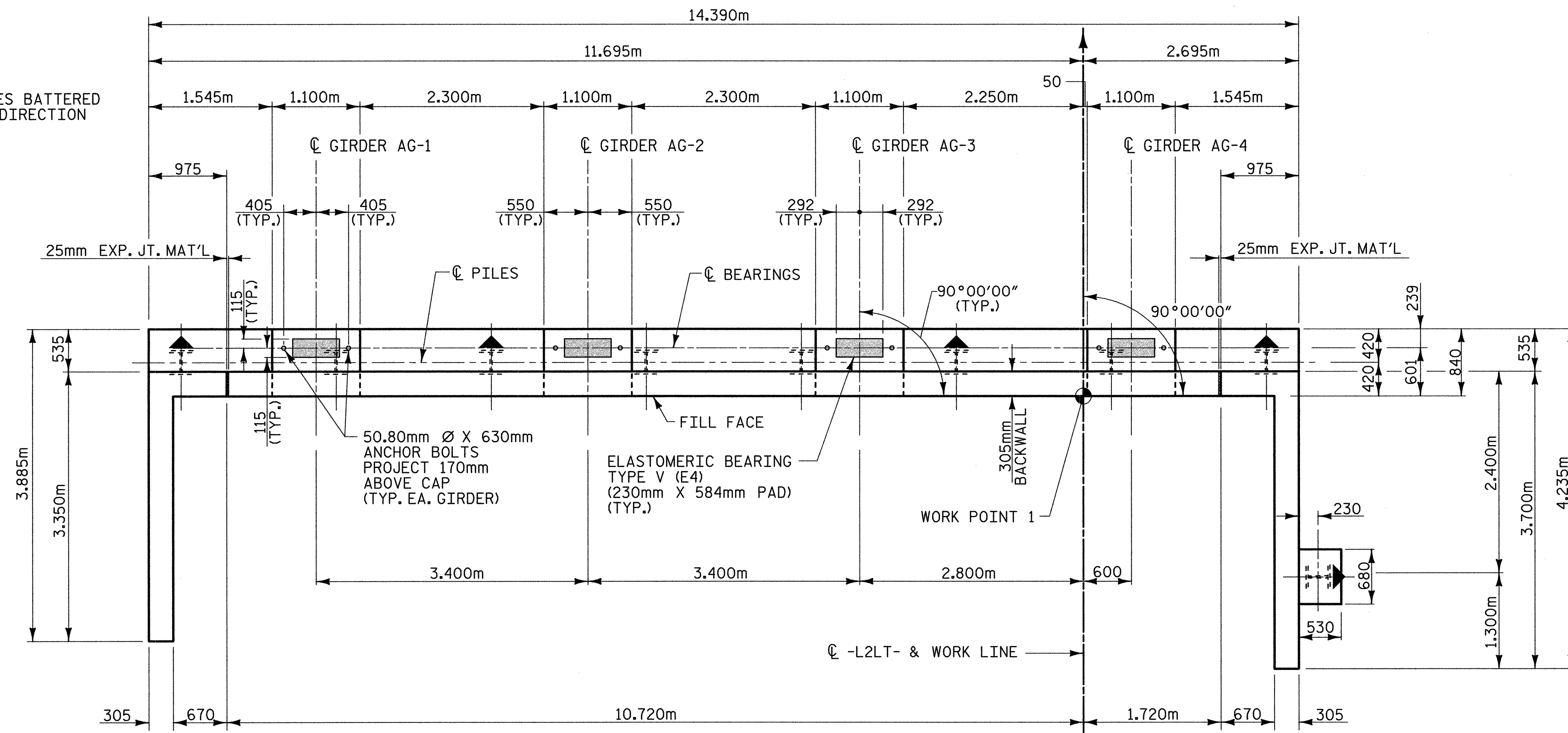


▲ DENOTES PILES BATTERED 250:1000 IN DIRECTION OF ARROW



PLAN

W1 SEE SHT. R.N. BL-22

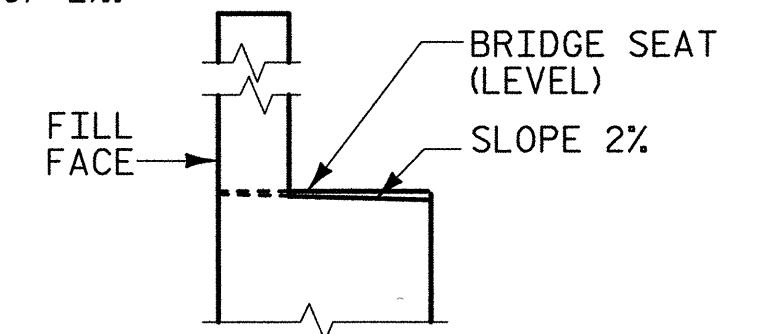
W2 SEE SHT. R.N. BL-22

NOTES:

- STIRRUPS IN CAP MAY BE SHIFTED AS NECESSARY TO CLEAR ANCHOR BOLTS.
- FOR EPOXY PROTECTIVE COATING, SEE SPECIAL PROVISIONS.
- BACKWALL SHALL BE PLACED BEFORE APPLYING THE EPOXY PROTECTIVE COATING.
- THE CONTRACTOR SHALL PROVIDE FOR INSTALLATION OF THE 102mm DIAMETER DRAIN PIPE THROUGH THE WING WALL AS REQUIRED FOR REINFORCED BRIDGE APPROACH FILLS, SEE THE ROADWAY PLANS. REINFORCING STEEL IN THE WING WALL MAY BE SHIFTED AS NECESSARY TO CLEAR THE DRAIN PIPE.
- THE TOP SURFACE AREA OF THE END BENT CAP SHALL BE CURED IN ACCORDANCE WITH THE STANDARD SPECIFICATIONS EXCEPT THAT THE MEMBRANE CURING COMPOUND METHOD SHALL NOT BE USED.
- FOR TEMPORARY DRAINAGE AT END BENT, SEE END BENT 1, R.N. BL-23
- FOR PILE SPLICE DETAILS, SEE END BENT 2, R.N. BL-36

NOTE:

THE TOP SURFACE OF THE CAP EXCEPT THE BRIDGE SEAT BUILDUPS SHALL BE SLOPED TRANSVERSELY FROM THE FILL FACE TO THE BACK FACE AT THE RATE OF 2%.



PROJECT NO. R-2552C
 JOHNSTON COUNTY
 STATION: 109+56.000 -L2LT- POT

SHEET 1 OF 3

STATE OF NORTH CAROLINA
 DEPARTMENT OF TRANSPORTATION
 RALEIGH

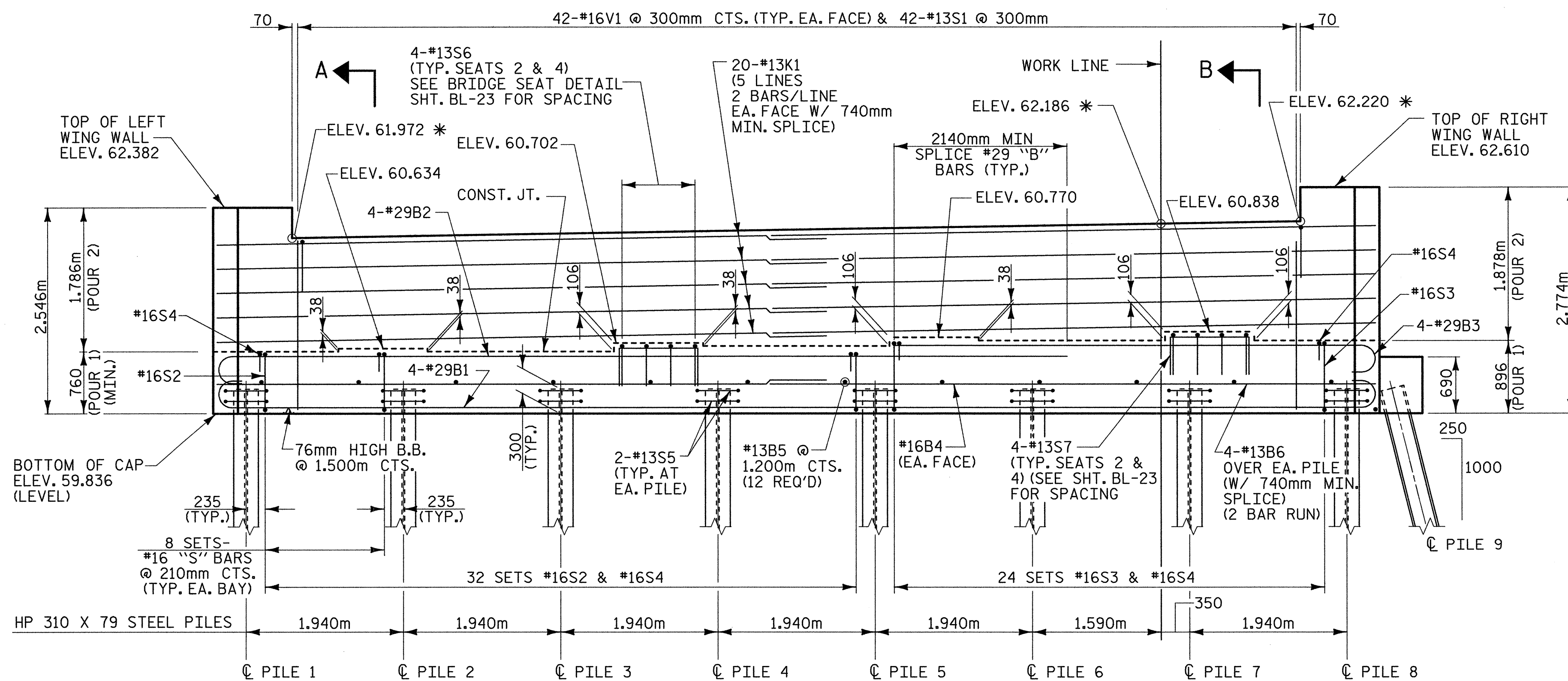

SUBSTRUCTURE
 END BENT 1
 (LEFT LANE)

REVISIONS

NO.	BY:	DATE:	NO.	BY:	DATE:
1			3		
2			4		

SHEET NO.
 5-264
 TOTAL SHEETS
 431

REFERENCE NO. BL-21



ELEVATION

* ELEVATIONS SHOWN @ FILL FACE

02/21/2005 09:24:44 AM r:\Structures\Site\Left Lane\R2552C-SD-EL-01.dgn

DRAWN BY: J. P. SHERMAN DATE: 11/04
 CHECKED BY: R. C. LARSON DATE: 12/04