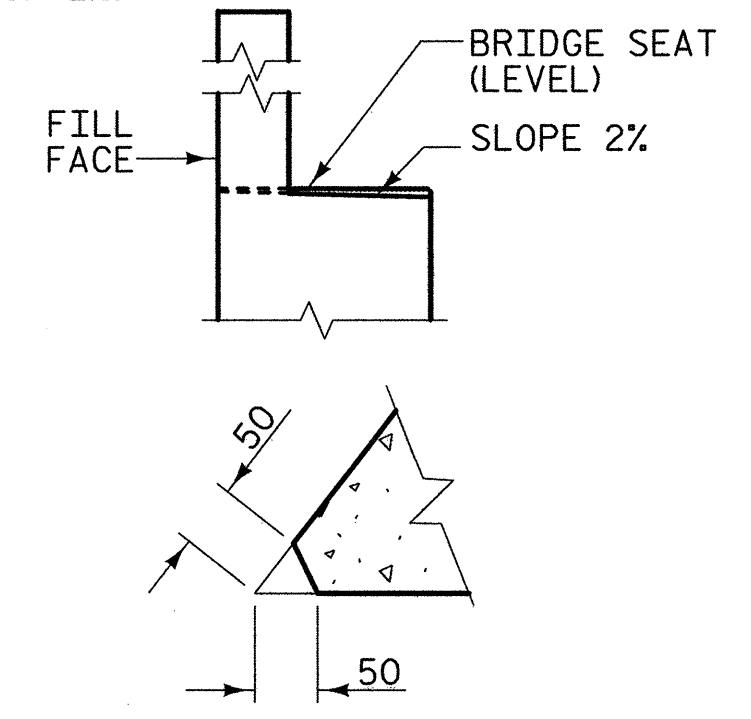


PLAN

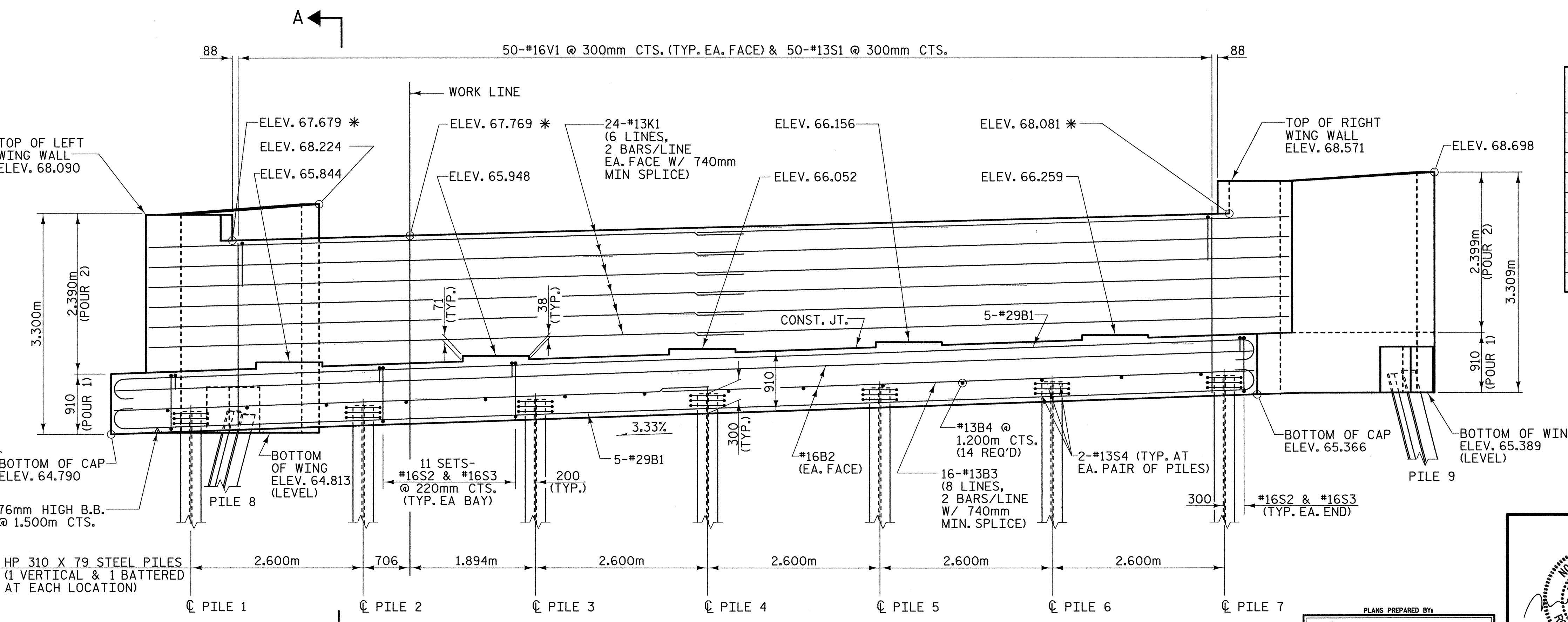
NOTES:
 STIRRUPS IN CAP MAY BE SHIFTED AS NECESSARY TO CLEAR ANCHOR BOLTS.
 FOR EPOXY PROTECTIVE COATING, SEE SPECIAL PROVISIONS.
 BACKWALL SHALL BE PLACED BEFORE APPLYING THE EPOXY PROTECTIVE COATING.
 THE CONTRACTOR SHALL PROVIDE FOR INSTALLATION OF THE 102mm DIAMETER DRAIN PIPE THROUGH THE WING WALL AS REQUIRED FOR REINFORCED BRIDGE APPROACH FILLS, SEE THE ROADWAY PLANS. REINFORCING STEEL IN THE WING WALL MAY BE SHIFTED AS NECESSARY TO CLEAR THE DRAIN PIPE.
 THE TOP SURFACE AREA OF THE END BENT CAP SHALL BE CURED IN ACCORDANCE WITH THE STANDARD SPECIFICATIONS EXCEPT THAT THE MEMBRANE CURING COMPOUND METHOD SHALL NOT BE USED.
 FOR TEMPORARY DRAINAGE AT END BENT, SEE END BENT 1, R.N. BR-25
 FOR PILE SPLICE DETAILS, SEE END BENT 2, R.N. BR-34

NOTE:
 THE TOP SURFACE OF THE CAP EXCEPT THE BRIDGE SEAT BUILDUPS SHALL BE SLOPED TRANSVERSELY FROM THE FILL FACE TO THE BACK FACE AT THE RATE OF 2%.



CHAMFER DETAIL

NOTE:
 FOR ANGLES TO GIRDERS, SEE "FRAMING PLAN" SHEET R.N. BR-13



ELEVATION

* ELEVATIONS SHOWN @ FILL FACE

TOP OF PILE ELEVATIONS	
PILE 1	65.130
PILE 2	65.217
PILE 3	65.303
PILE 4	65.390
PILE 5	65.476
PILE 6	65.563
PILE 7	65.650
PILE 8	65.113
PILE 9	65.689

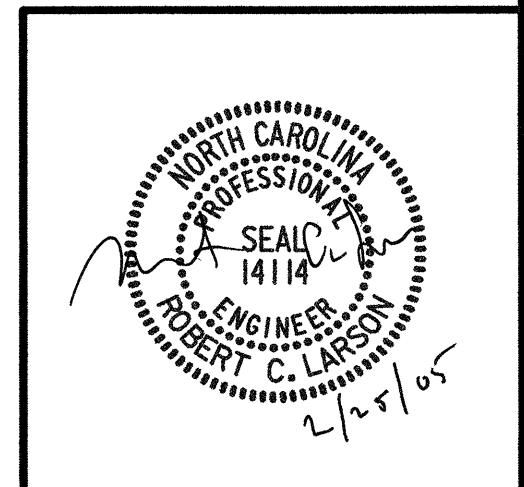


PROJECT NO. R-2552C
 JOHNSTON COUNTY
 STATION: 110+37.000 -L2RT- POC

SHEET 1 OF 3

STATE OF NORTH CAROLINA
 DEPARTMENT OF TRANSPORTATION
 RALEIGH

**SUBSTRUCTURE
 END BENT 2
 (RIGHT LANE)**



PLANS PREPARED BY:
MULKEY
 ENGINEERS & CONSULTANTS
 P.O. BOX 32127
 RALEIGH, N.C. 27636
 (919) 881-1912
 (919) 881-1918 (FAX)
 WWW.MULKEYINC.COM

REVISIONS				SHEET NO.	
NO.	BY:	DATE:	NO.	BY:	DATE:
1			3		
2			4		

REFERENCE NO. BR-32

02/21/2005 12:58:27 PM G:\p\project\2004\2552C\STRUCTURE\519e\RIGHT_Lane\2552C.LD.E2.dwg

DRAWN BY: W. B. ALLEN DATE: 1/05
 CHECKED BY: R. C. LARSON DATE: 1/05