

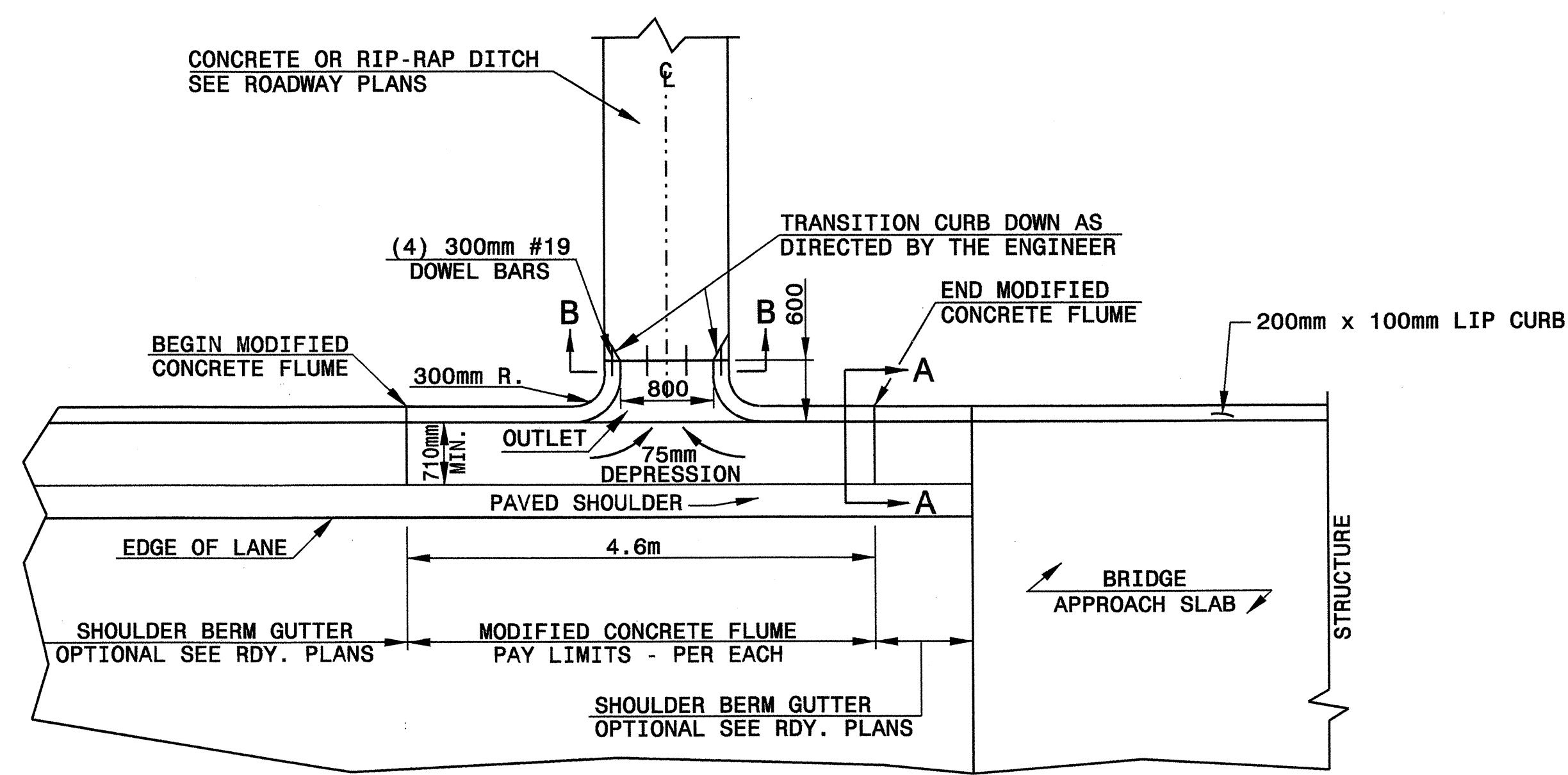


STATE OF NORTH CAROLINA  
DEPT. OF TRANSPORTATION  
DIVISION OF HIGHWAYS  
RALEIGH, N.C.

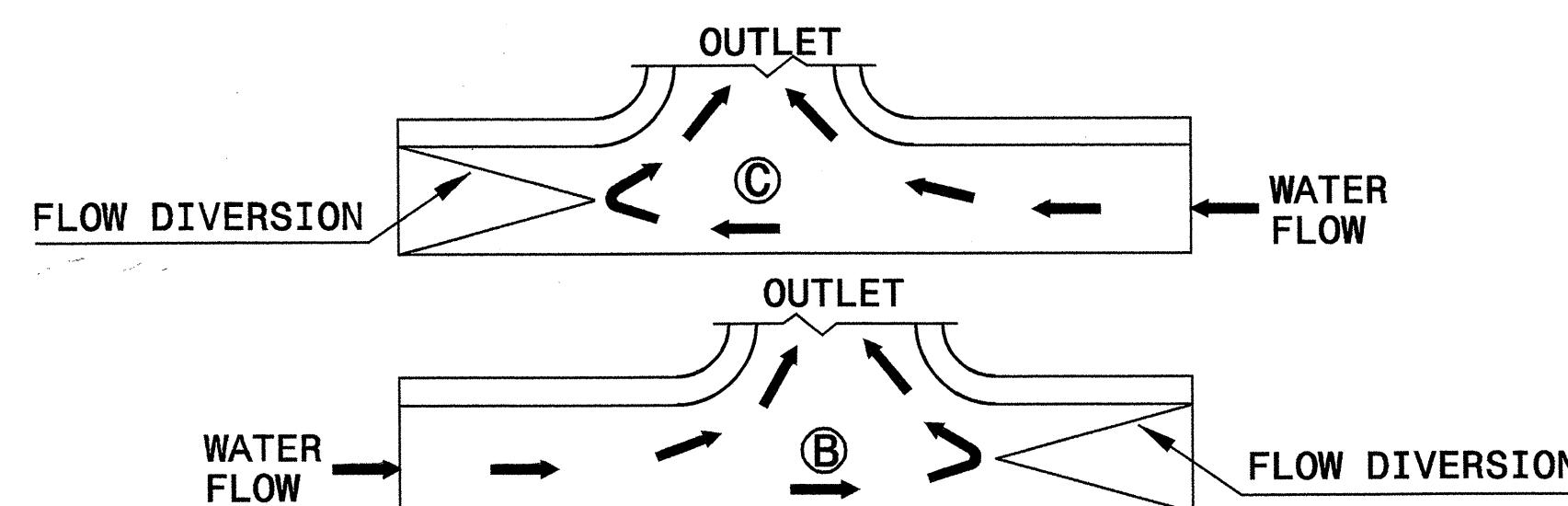
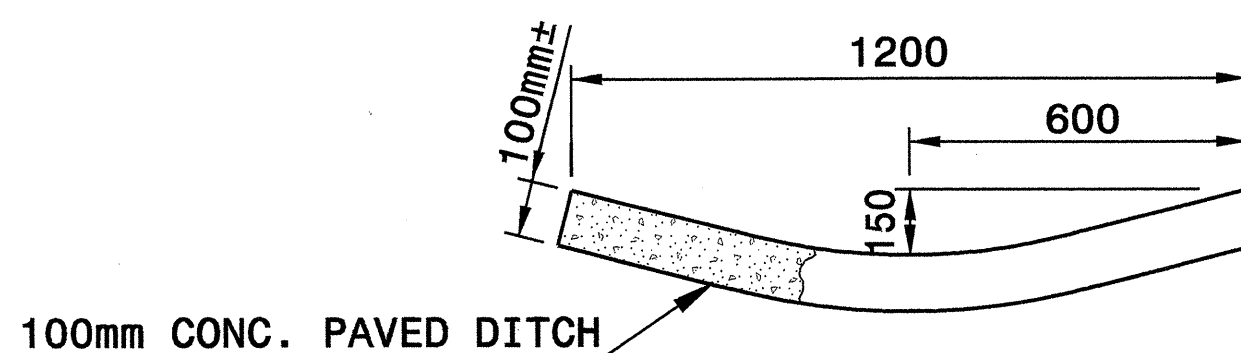
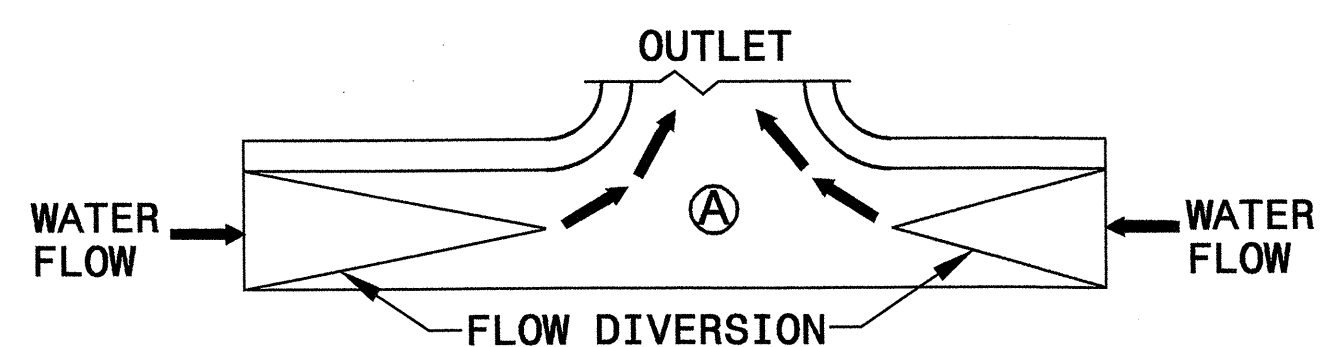
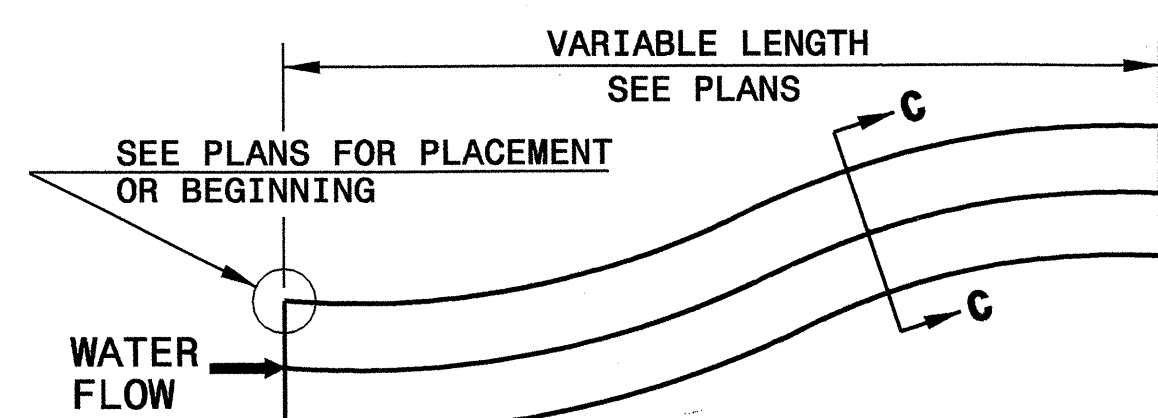
METRIC DETAIL DRAWING FOR  
**MODIFIED CONCRETE FLUME**  
WITH CONCRETE OR RIP-RAP DITCH

STATE OF NORTH CAROLINA  
DEPT. OF TRANSPORTATION  
DIVISION OF HIGHWAYS  
RALEIGH, N.C.

METRIC DETAIL DRAWING FOR  
**MODIFIED CONCRETE FLUME**  
WITH CONCRETE OR RIP-RAP DITCH



PLAN VIEW

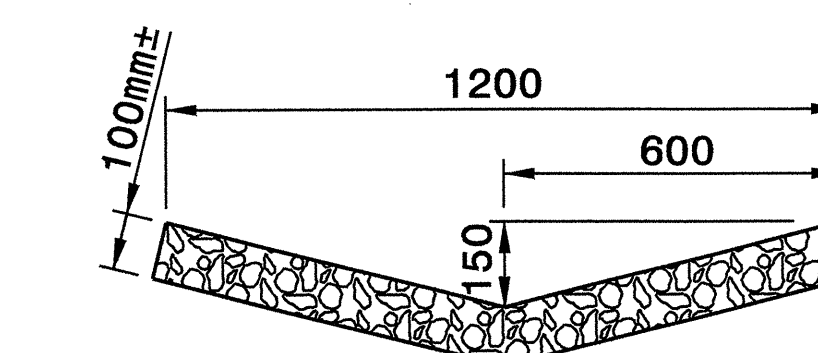
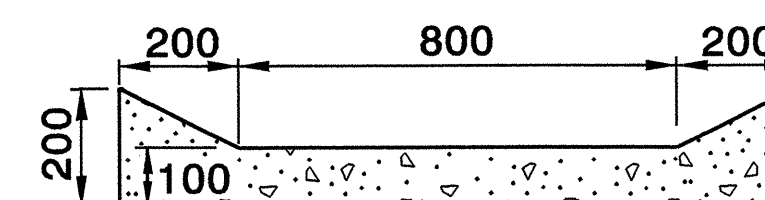
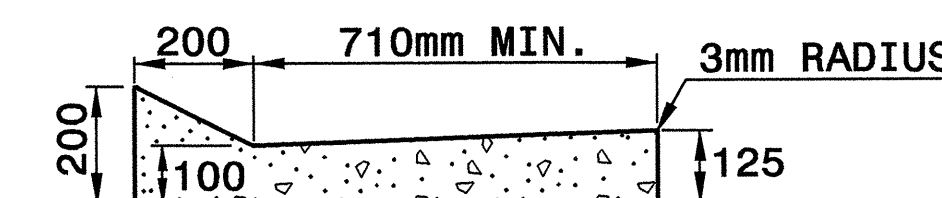


FLOW DIVERSION EXAMPLES

NOTES:


- CONSTRUCT MODIFIED CONCRETE FLUME AND SHOULDER BERM GUTTER IN ACCORDANCE WITH THIS DETAIL.
- CONSTRUCT CONCRETE DITCH IN ACCORDANCE WITH STD. DWG. NO. 850.01.
- CONSTRUCT RIP RAP LINED DITCH IN ACCORDANCE WITH THIS DETAIL, IF CALLED FOR IN PLANS.
- CONCRETE OR RIP RAP LINED DITCH SHALL BE THE TYPE AND LENGTH SPECIFIED BY THE ROADWAY PLANS. THE DITCH SHALL TERMINATE AS SHOWN ON THE PLANS. IF NO TERMINATION IS INDICATED PLACE RIP-RAP AT THE END OF THE DITCH AS INDICATED BY STD. DWG. 876.02 FOR AN 450mm PIPE. TRANSITIONS FROM THE DITCH TO TERMINATION SHALL BE AS DIRECTED BY THE ENGINEER.
- MODIFICATIONS SHALL BE AS DICTATED BY SITE CONDITIONS AND DIRECTED BY THE ENGINEER.

**Note:**  
This drawing is dimensioned in millimeters unless otherwise depicted within the drawing.



SHEET 1 OF 1  
MODFLMDTCH

SHEET 1 OF 1  
MODFLMDTCH



DESIGN SERVICES UNIT  
STANDARDS AND SPECIAL DESIGN  
Office 919-250-4128 FAX 919-250-4119

SEE PLATE FOR TITLE

ORIGINAL BY: E.E. Ward DATE: Apr. 2002  
MODIFIED BY: E.E. Ward DATE: July 2004  
CHECKED BY: [Signature] DATE: 8/2/04  
FILE SPEC.: v:\details\stand\modifiedflume.dgn

30 JUL 2004 12:14  
 v:\details\stand\modifiedflume.dgn  
 108212260  
 108212260