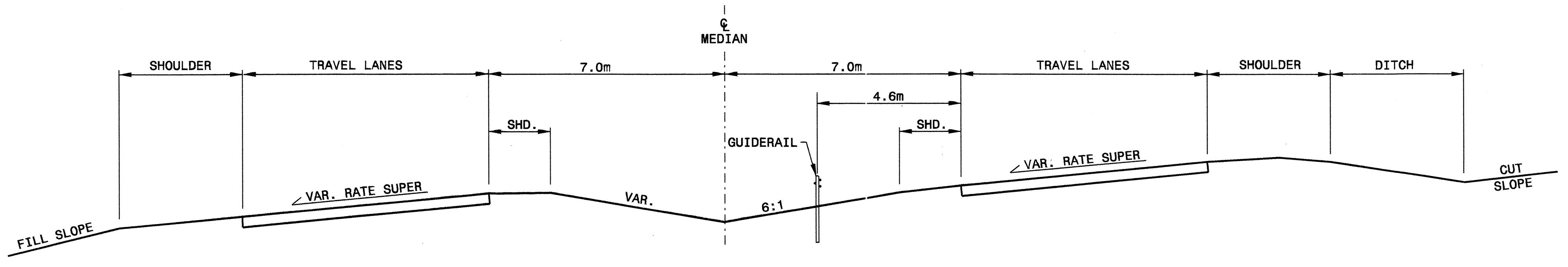


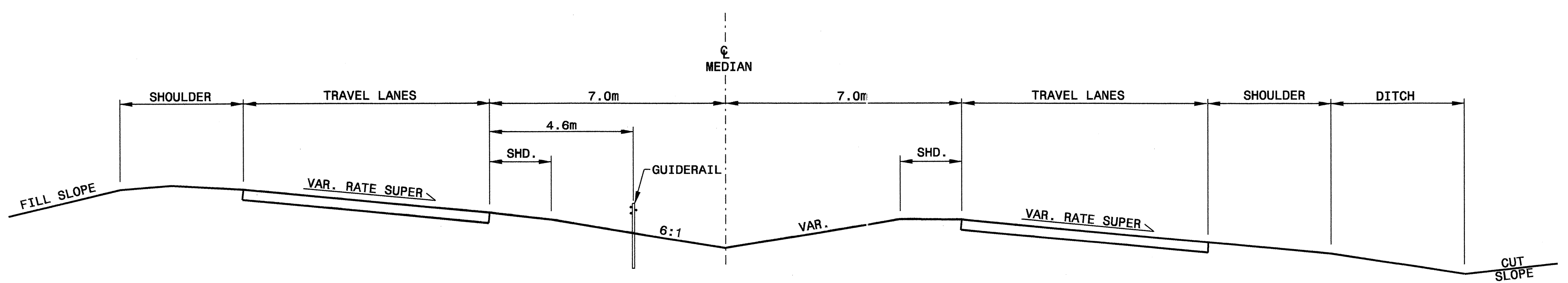
PLAN VIEW

14.0m MEDIAN GUIDERAIL TRANSITIONS WITH SUPERELEVATION AND/OR FALSE SUMPS


- GENERAL NOTES:
1. REFER TO DETAIL 865D01 IN LIEU OF 2002 STANDARD 865.01 FOR INSTALLATION OF CABLE GUIDERAIL.
 2. FALSE SUMP DETAIL IS APPLICABLE TO ALL MEDIAN WIDTHS.
 3. DO NOT TRANSITION GUIDERAIL FOR SUPERELEVATION WHEN THE RATE IS 2 PERCENT OR LESS.
 4. DO NOT INSTALL GUIDERAIL ON SLOPES STEEPER THAN 6:1.



SECTION A-A



SECTION B-B



**DESIGN SERVICES UNIT
STANDARDS AND SPECIAL DESIGN**
Office 919-250-4128 FAX 919-250-4119

**DETAIL OF 14.0m MEDIAN GUIDERAIL
TRANSITIONS WITH SUPERELEVATION
AND/OR FALSE SUMPS**

ORIGINAL BY: E.E. WARD	DATE: 2-12-04
MODIFIED BY:	DATE:
CHECKED BY: C.B. Perry	DATE: 4-12-04
FILE SPEC: /usr/std/02stds/details/english/86501/guidetailtransition.dgn	

08-APR-2004 14:5
M:\Special Details\ward\stds\02stds to Special Details\english\86501\guidetailtransition.dgn
ward AT 02/12/04