PROJ. REFERENCE NO.	SHEET NO.
R-2552B&C	TCP-48

ADVANCED WORK ZONE WARNING SIGNING FOR FREEWAYS (4 LANES OR GREATER)

DETAIL A

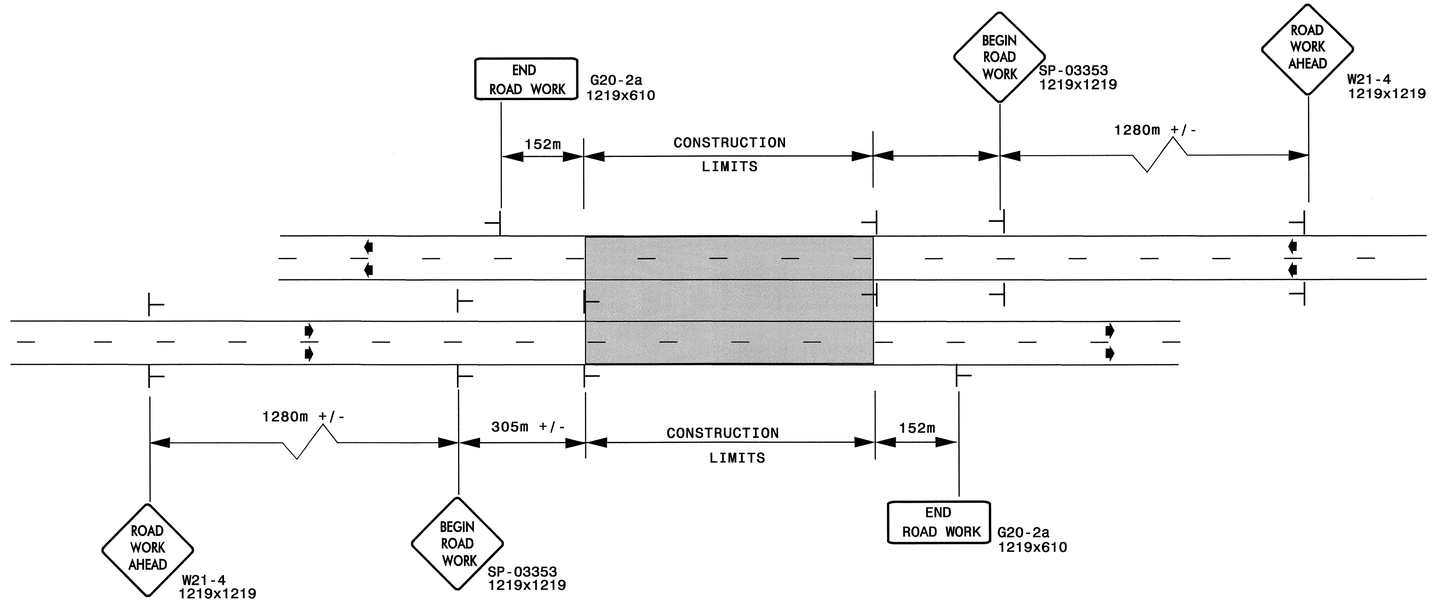

LEGEND
- ├ STATIONARY SIGN
- ➧ DIRECTION OF TRAFFIC FLOW

DETAIL B

EXIT RAMPS

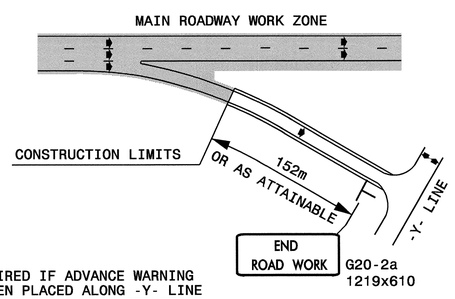

NOTE: SIGN NOT REQUIRED IF ADVANCE WARNING SIGNS HAVE BEEN PLACED ALONG -Y- LINE THAT RAMP INTERSECTS. IF CONSTRUCTION LIMITS ARE AT END OF RAMP, PLACE SIGN AT END OF RAMP.

DETAIL C

ENTRANCE RAMPS

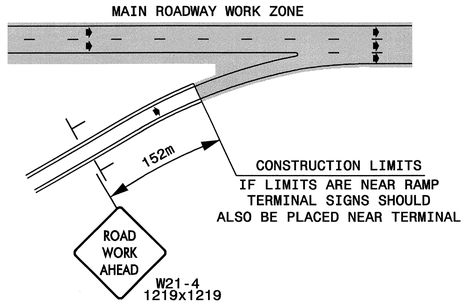

DETAIL D

-Y- LINES

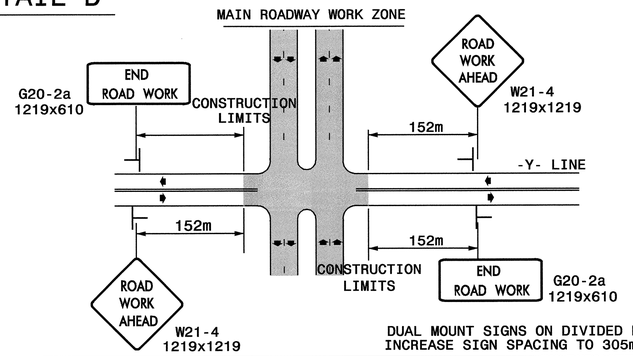

DUAL MOUNT SIGNS ON DIVIDED HIGHWAYS AND INCREASE SIGN SPACING TO 305m +/-.

GENERAL NOTES

- USE FLUORESCENT ORANGE SHEETING (TYPE VII OR HIGHER) ON ALL ADVANCED WORK ZONE SIGNS.
- DO NOT INSTALL ADVANCE WARNING SIGNS MORE THAN 3 DAYS PRIOR TO BEGINNING OF WORK.
- SIGNS SHOWN ARE REQUIRED FOR WORK ZONES THAT WILL REMAIN IN EFFECT OVERNIGHT. FOR SHORT-TERM DAILY MAINTENANCE TYPE OPERATIONS, THIS SIGNING APPLICATION IS OPTIONAL; MAY USE ONLY APPLICABLE ROADWAY STANDARD DRAWINGS INSTEAD. HOWEVER, IF THIS SIGNING APPLICATION IS USED, SIGNS MAY BE PORTABLE MOUNTED.
- ALL SIGN SPACING DIMENSIONS ARE APPROXIMATE, FIELD ADJUST AS NECESSARY OR AS DIRECTED.
- USE 1.4Kg STEEL U-CHANNEL POST OR 90mm X 90mm WOOD POST FOR ALL WORK ZONE SIGNS. 1.4Kg STEEL U-CHANNEL POSTS MUST MEET THE REQUIREMENTS OF STANDARD SPECIFICATION SECTION 1094-1(B), MAY BE GALVANIZED STEEL, OR MAY BE PAINTED GREEN BY THE POST MANUFACTURER. SQUARE STEEL TUBING POSTS HAVING EQUIVALENT STRENGTH OF THE 1.4Kg STEEL U-CHANNEL POST ARE ALSO ACCEPTABLE FOR USE. ERECT SIGNS PER ROADWAY STANDARD DRAWING 1110.01. PAYMENT FOR WOOD POSTS, 1.4Kg STEEL U-CHANNEL AND SQUARE STEEL TUBING POSTS WITH SIGNS WILL BE MADE ACCORDING TO STANDARD SPECIFICATION "WORK ZONE SIGNS" SECTION 1110.
- WHEN NECESSARY, USE SPLICING IN ACCORDANCE WITH ROADWAY STANDARD DRAWING NO. 1110.01. REMOVE ENTIRE POST WHEN REMOVING SIGNS WITH SPLICED POSTS.
- DO NOT BACK BRACE SIGN SUPPORTS.

APPROVED: Joseph Ishak DATE: 2/2/05

SEAL — NORTH CAROLINA PROFESSIONAL SEAL 028380 ENGINEER JOSEPH ISHAK

ADVANCED WORK ZONE WARNING SIGNS FOR FREEWAYS (4 LANES OR GREATER)

SCALE:	NONE
DATE:	8/03
DWG. BY:	JI
DESIGN BY:	JI
REVIEWED BY:	

DIVISION OF HIGHWAYS — TRAFFIC ENGINEERING BRANCH — TRAFFIC CONTROL UNIT — DEPARTMENT OF TRANSPORTATION

REVISIONS	
03/04	
CADD FILE	

01-FEB-2005 07:01
\\ets-ccfs01\R2552B$\TCP\A,I,II,III,r2552b&c_TC_BTcp.dgn
halawandos AT TETC206424