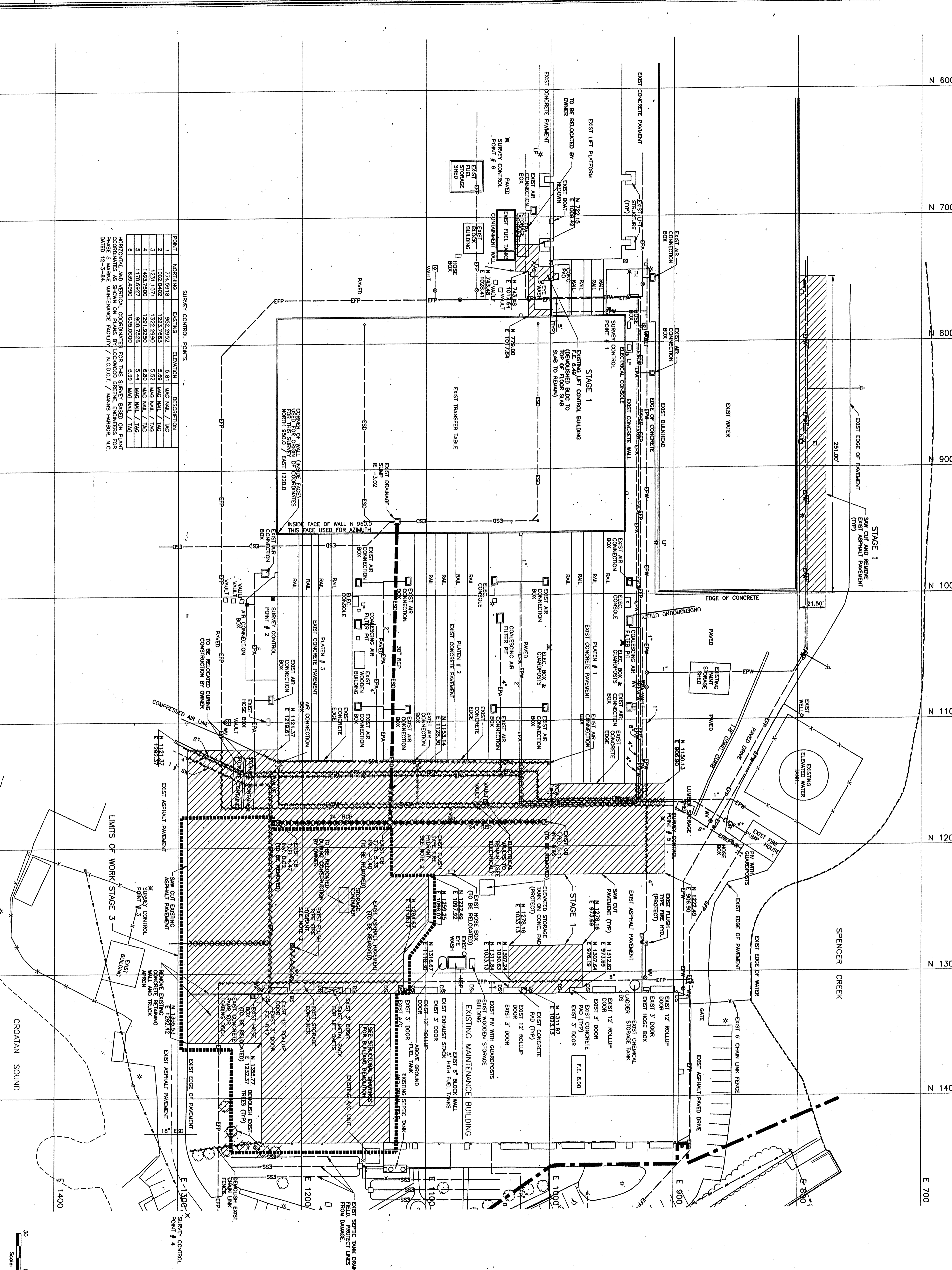


GENERAL NOTES:


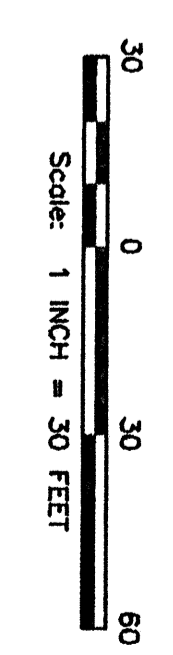
1. FOR LEGEND, ABBREVIATIONS AND GENERAL NOTES, SEE DRAWING C-701.
2. EXISTING FLUSH-TYPE FIRE HYDRANT TO BE RELOCATED.
3. EXISTING AIR MAINFOLD AND VESSEL, CLEANING AIR HYDRANT TO BE RELOCATED.
4. 1'-0" MIN. CLEARANCE BETWEEN BOTTOM OF PLATEN FOUNDATION AND TOP OF EXCAVATED PIPE.
5. SAW CUT ALL PAVEMENT EDGES TO REBANK.
6. COORDINATE CONSTRUCTION ACTIVITIES TO LIMIT DISRUPTION OF SHIPYARD OPERATIONS.
7. THIS DRAWING SHALL BE CONSIDERED PERMANENT - NOT FOR CONSTRUCTION UNLESS PROPERLY SIGNED AND SEALED.



SURVEY CONTROL POINTS


POINT	NORTHINGS	EASTINGS	ELEVATION	DESCRIPTION
1	1225.5218	522.2522	5.81	MG NAIL / TAG
2	1221.1071	1322.2590	5.52	MG NAIL / TAG
3	1493.7500	1291.9250	6.80	MG NAIL / TAG
4	1178.6927	908.7226	5.44	MG NAIL / TAG
5	1178.6927	1035.0000	5.99	MG NAIL / TAG
6	638.4990	1035.0000	5.99	MG NAIL / TAG

HORIZONTAL AND VERTICAL COORDINATES FOR THIS SURVEY BASED ON PLANT COORDINATES AS SHOWN ON PLANS BY LOCKWOOD GREENE ENGINEERS FOR THE MARINE MAINTENANCE FACILITY, N.C.D.O.T., MANN'S HARBOR, N.C. DATED 12-3-84.



NO.	DATE	DESCRIPTION	BY	CHK.
0	16-FEB-2005	ISSUED FOR BID/CONSTRUCTION - STAGE 1 PACKAGE	HMS	CDW

DESIGNED BY: PAUL SWERT
 CHECKED BY: CD WALKER
 DATE: 16-FEB-2005



CALL 1-800-637-4949 48 HOURS BEFORE
 DRAWING TO LOCATE UTILITY LINES

PHASE VII
 MARINE MAINTENANCE FACILITY
 NORTH CAROLINA DEPARTMENT OF TRANSPORTATION
 MANN'S HARBOR, NC

PROJECT NO. 019084.03
 DRAWING NO. C-711
 SHEET NO. 0