


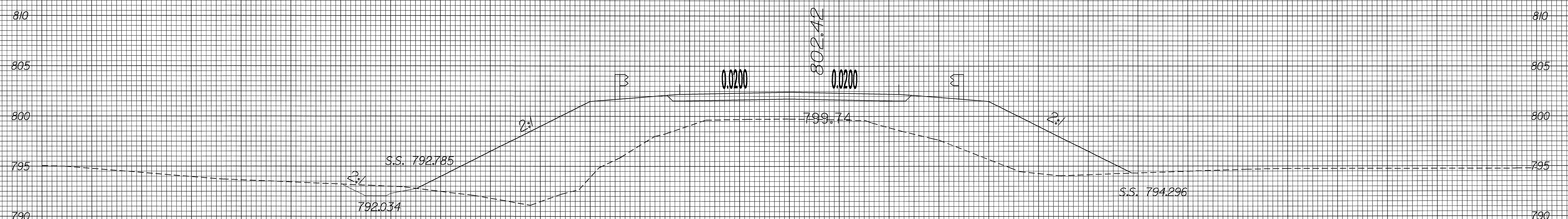
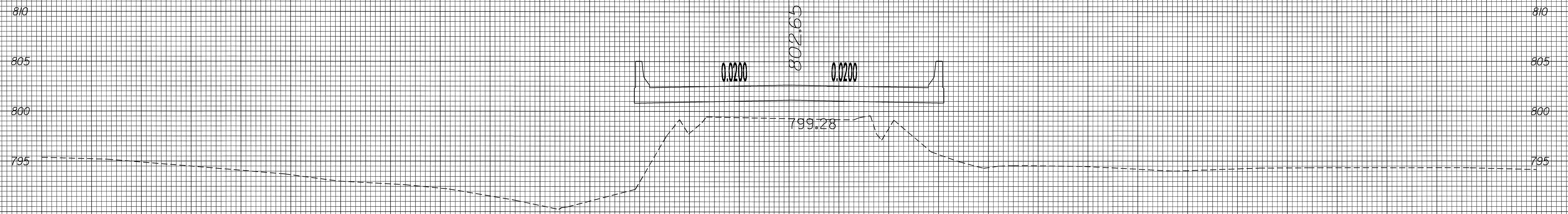
8/23/99



PROJ. REFERENCE NO.
B-3828

SHEET NO.
X-4

70 60 50 40 30 20 10 0 10 20 30 40 50 60 70



BEGIN BRIDGE -L- STA. 13+90.000

70 60 50 40 30 20 10 0 10 20 30 40 50 60 70

D

16-FEB-2005 10:13
r:\roadway\asep_b3828_XP_L1.dgn
smeadows AT RD212457