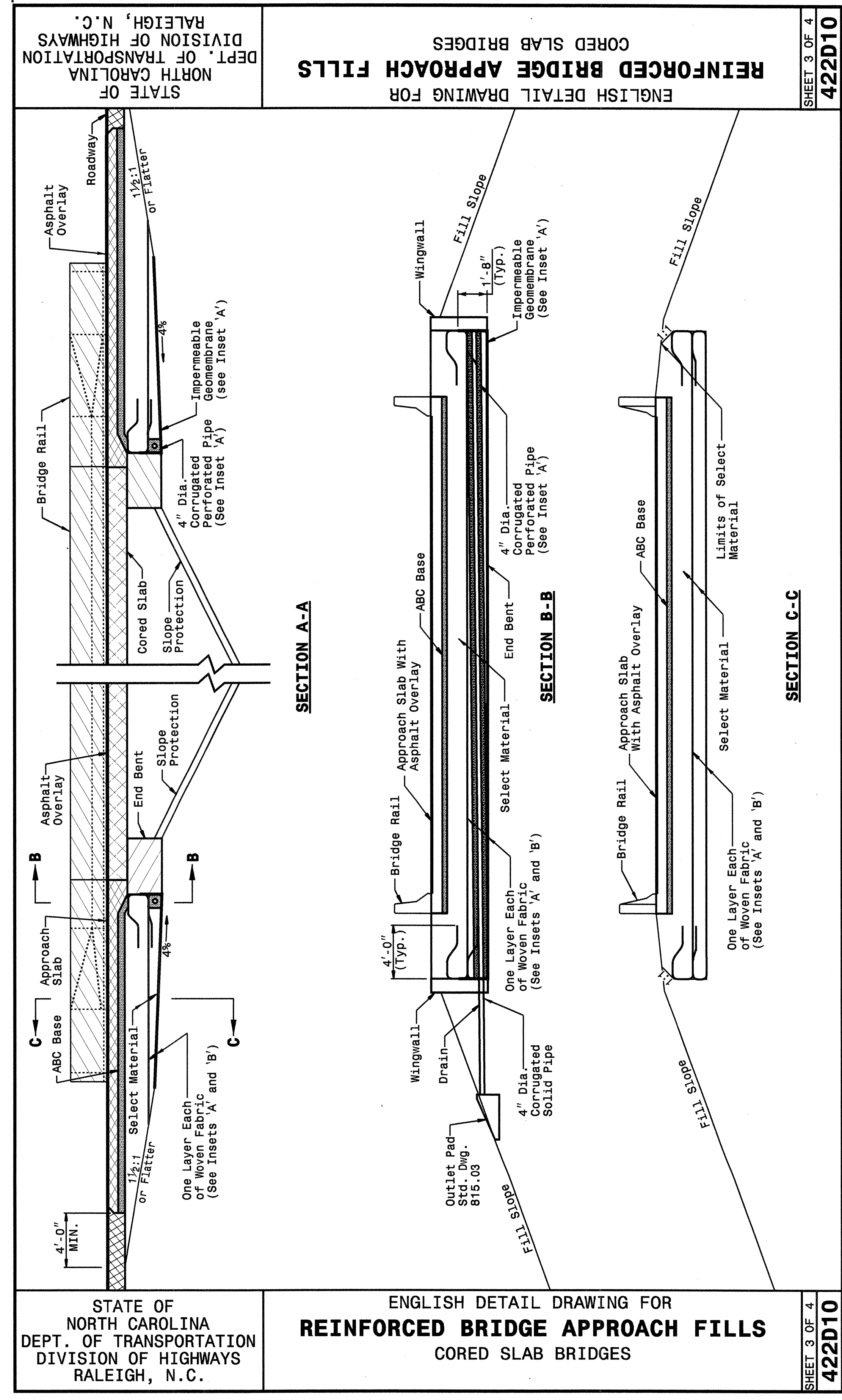


16-SEP-2004 10:52
 W:\Special Details\view\d\stds\02\stds to Special Details\english\42210\0422d10.dgn
 e:\ward

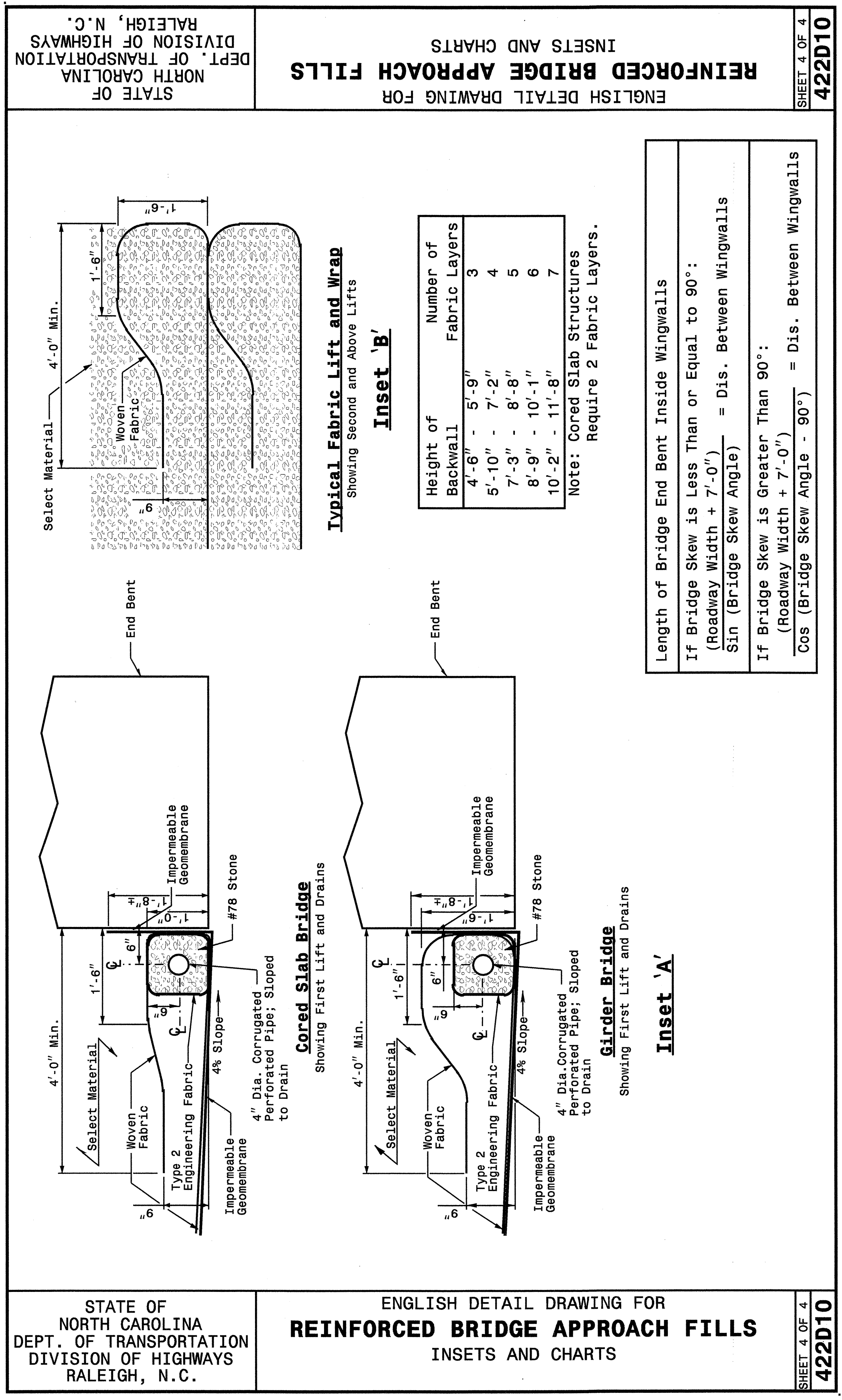


STATE OF NORTH CAROLINA
 DEPT. OF TRANSPORTATION
 DIVISION OF HIGHWAYS
 RALEIGH, N.C.

ENGLISH DETAIL DRAWING FOR
REINFORCED BRIDGE APPROACH FILLS
 CORED SLAB BRIDGES

SHEET 3 OF 4
422D10

SHEET 3 OF 4
422D10



STATE OF NORTH CAROLINA
 DEPT. OF TRANSPORTATION
 DIVISION OF HIGHWAYS
 RALEIGH, N.C.

ENGLISH DETAIL DRAWING FOR
REINFORCED BRIDGE APPROACH FILLS
 INSETS AND CHARTS

SHEET 4 OF 4
422D10


SHEET 4 OF 4
422D10

Typical Fabric Lift and Wrap
 Showing Second and Above Lifts
Inset 'B'

Height of Backwall	Number of Fabric Layers
4'-6" - 5'-9"	3
5'-10" - 7'-2"	4
7'-3" - 8'-8"	5
8'-9" - 10'-1"	6
10'-2" - 11'-8"	7

Note: Cored Slab Structures Require 2 Fabric Layers.

Length of Bridge End Bent Inside Wingwalls
 If Bridge Skew is Less Than or Equal to 90°:
 (Roadway Width + 7'-0") / Sin (Bridge Skew Angle) = Dis. Between Wingwalls
 If Bridge Skew is Greater Than 90°:
 (Roadway Width + 7'-0") / Cos (Bridge Skew Angle - 90°) = Dis. Between Wingwalls



DESIGN SERVICES UNIT
STANDARDS AND SPECIAL DESIGN
 Office 919-250-4128 FAX 919-250-4119

SEE PLATE FOR TITLE

ORIGINAL BY: 2002 STANDARDS DATE: 01-15-02
 MODIFIED BY: E. E. WARD DATE: 09-15-04
 CHECKED BY: [Signature] DATE: 7/16/04
 FILE SPEC.: stds\02stdstodetails/english\422d10.dgn