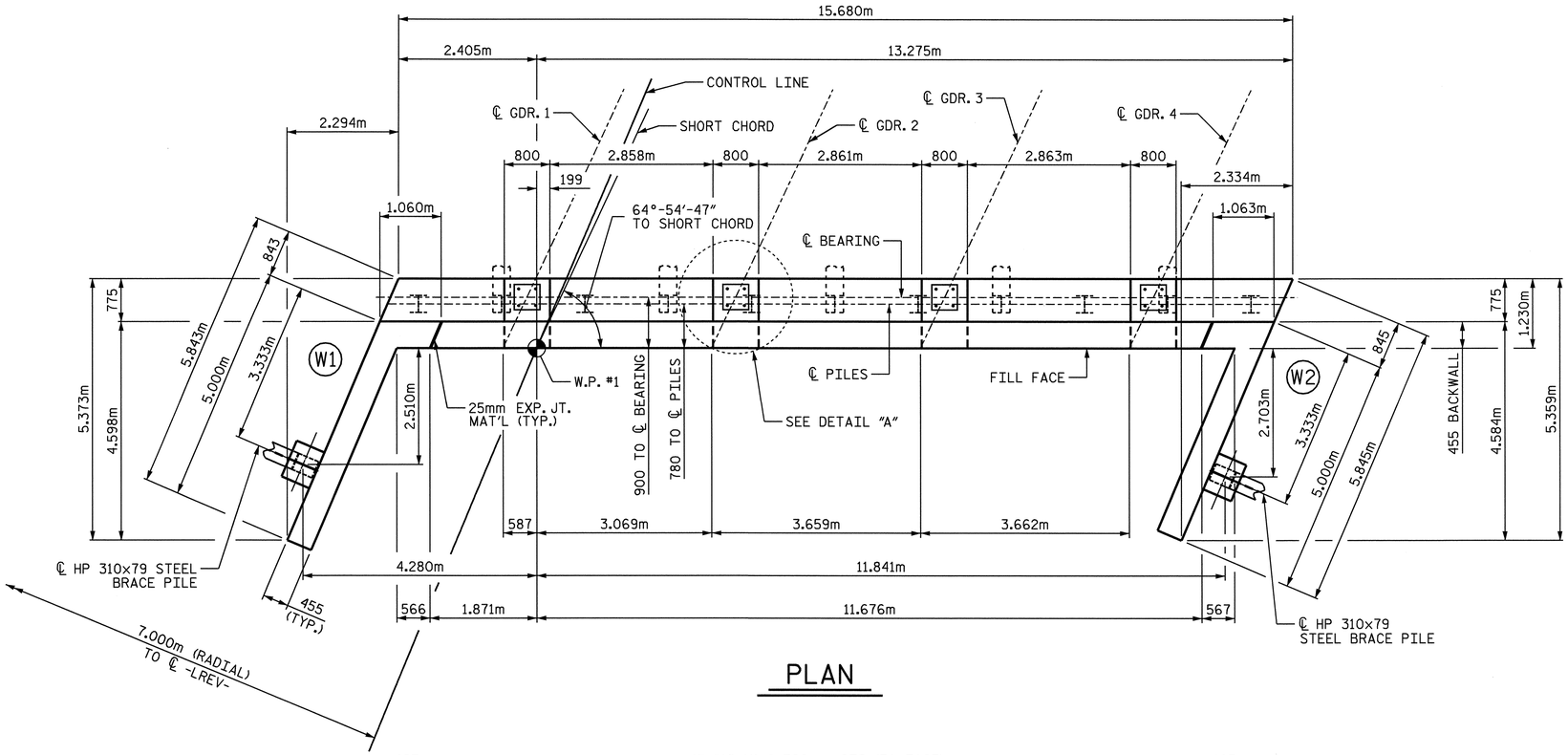

PLAN

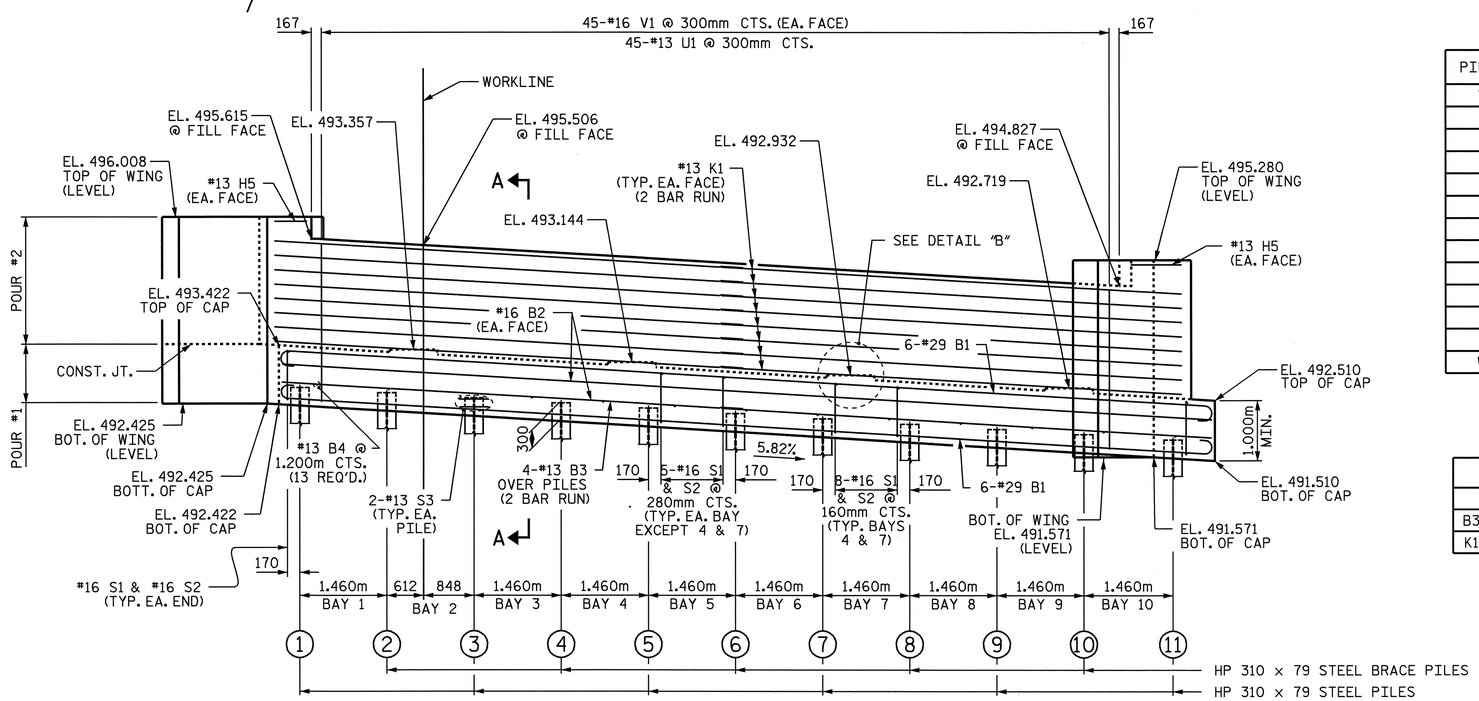

ELEVATION

NOTES

STIRRUPS IN CAP MAY BE SHIFTED AS NECESSARY TO CLEAR ANCHOR BOLTS.

FOR EPOXY PROTECTIVE COATING, SEE SPECIAL PROVISIONS.

THE CONTRACTOR SHALL ADJUST THE GIRDER BUILDUPS AS NECESSARY TO INCORPORATE A MAXIMUM PERMISSABLE VARIATION IN POT BEARING DEPTH OF 13mm, SEE SPECIAL PROVISIONS FOR POT BEARINGS.

BACKWALL SHALL BE PLACED BEFORE APPLYING THE EPOXY PROTECTIVE COATING.

THE TOP SURFACE OF THE CAP EXCEPT THE BRIDGE SEAT BUILDUPS SHALL BE SLOPED TRANSVERSELY FROM THE FILL FACE TO THE BACK FACE AT THE RATE OF 2 %.

THE TOP SURFACE AREAS OF THE END BENT CAPS SHALL BE CURED IN ACCORDANCE WITH THE STANDARD SPECIFICATIONS EXCEPT THE MEMBRANE CURING COMPOUND METHOD SHALL NOT BE USED.

THE CONTRACTOR SHALL PROVIDE FOR INSTALLATION OF THE 102mm DIAMETER DRAIN PIPE THROUGH THE WING WALL AS REQUIRED FOR REINFORCED BRIDGE APPROACH FILLS, SEE THE ROADWAY PLANS. REINFORCING STEEL IN THE WING WALL MAY BE SHIFTED AS NECESSARY TO CLEAR THE DRAIN PIPE.

FOR PIPE INSERT DETAILS, SEE "POT BEARING DETAILS" SHEETS.

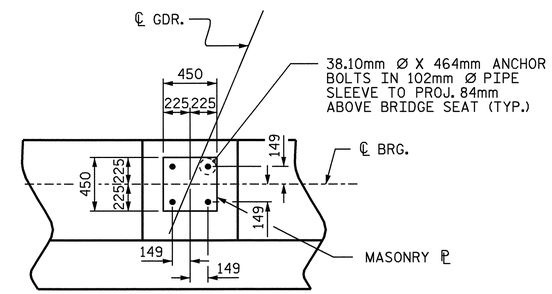

DETAIL "A"

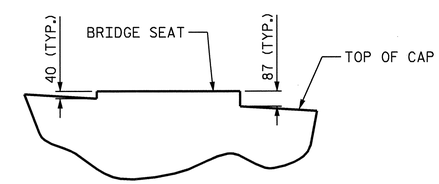

DETAIL "B"

PILE #	TOP OF PILE ELEVATIONS
W1	492.725
1	492.702
2	492.617
3	492.531
4	492.446
5	492.361
6	492.276
7	492.191
8	492.106
9	492.021
10	491.936
11	491.851
W2	491.871

SPLICE CHART		
	SIZE	MIN. SPLICE
B3	#13	740
K1	#13	740

PROJECT NO. R-0977A
CHEROKEE COUNTY
STATION: 68+58.000-LREV-

SHEET 1 OF 3

STATE OF NORTH CAROLINA
DEPARTMENT OF TRANSPORTATION
RALEIGH

SUBSTRUCTURE

END BENT 1

NORTH CAROLINA PROFESSIONAL SEAL 21638 ENGINEER LAURA E. SUTTON
12/22/04

REVISIONS						SHEET NO.
NO.	BY:	DATE:	NO.	BY:	DATE:	S-209
1			3			TOTAL SHEETS
2			4			230

STR. #5

DRAWN BY : W.K. FISCHER DATE : 7/18/04
CHECKED BY : M.M. PARSONS DATE : 11/04

22-DEC-2004 10:55
W:\SquadL\r0977a\str5\wkfischer\R0977A_sd_E*_05.dgn
lsutton