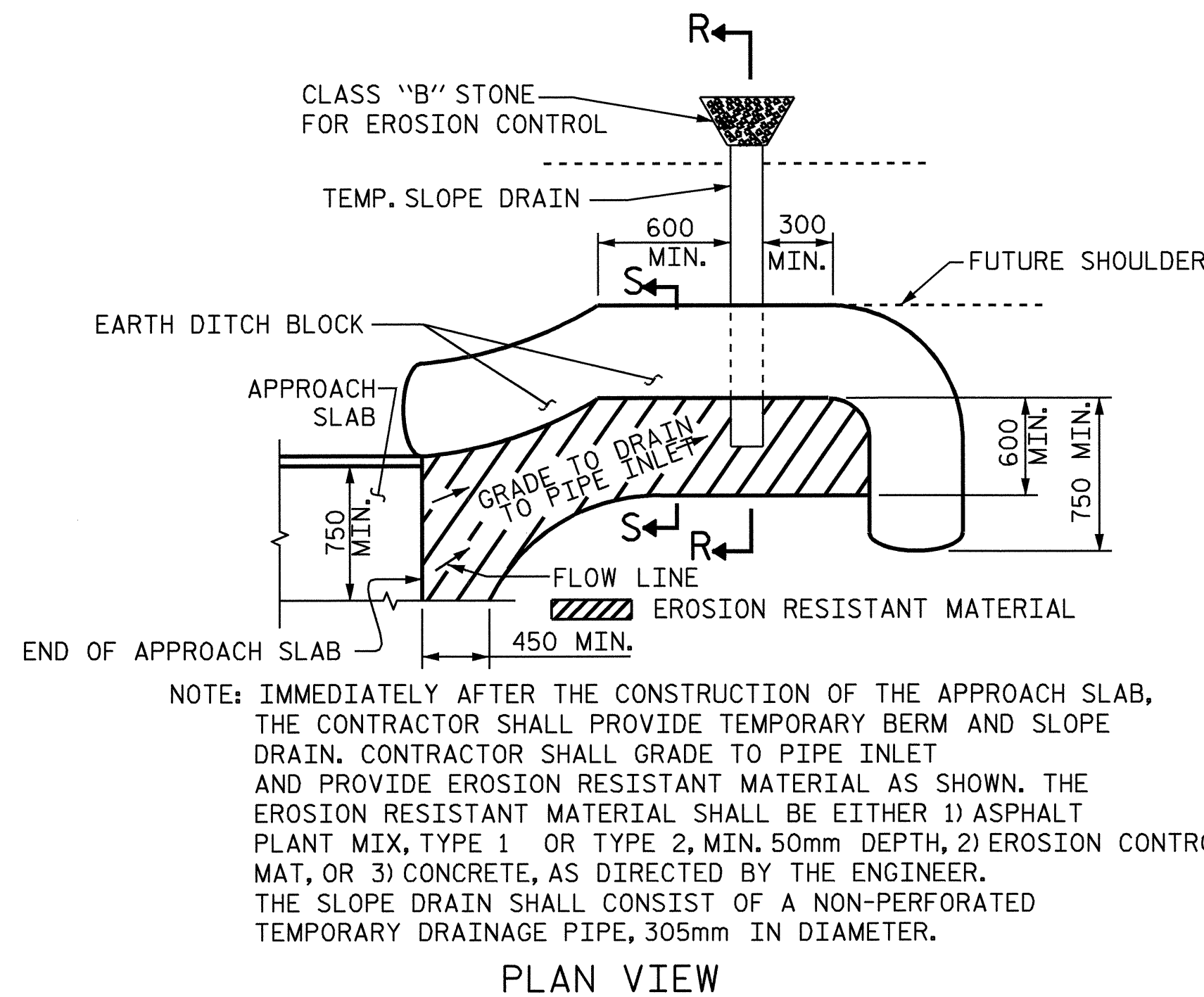


**JOINT SEAL DETAILS @ END BENT 2**

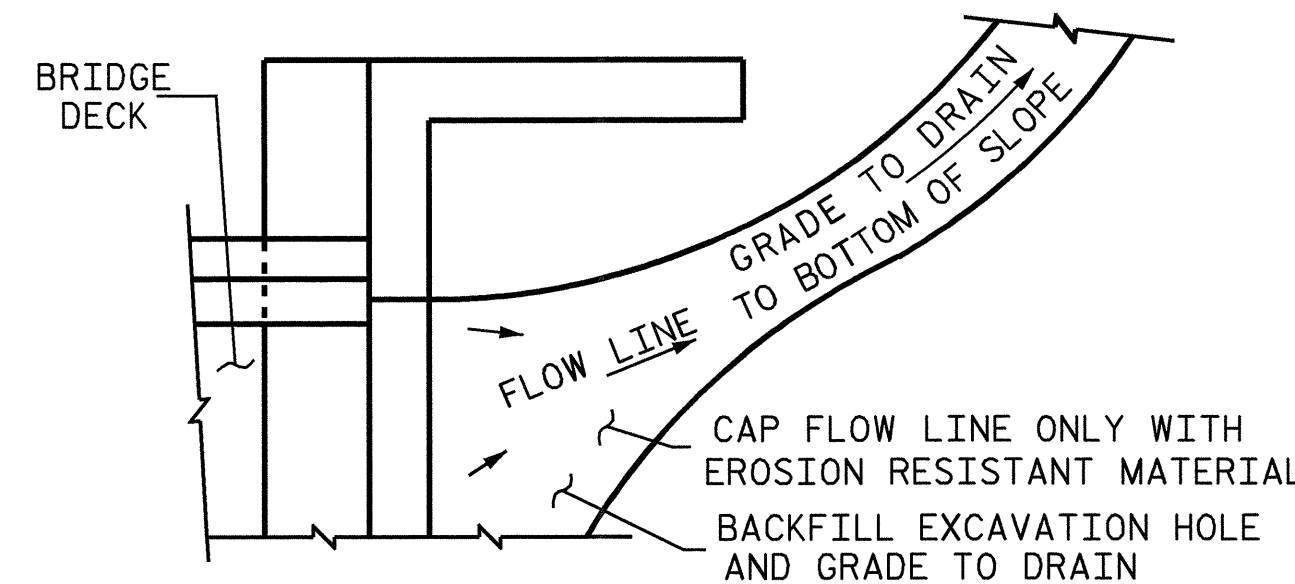
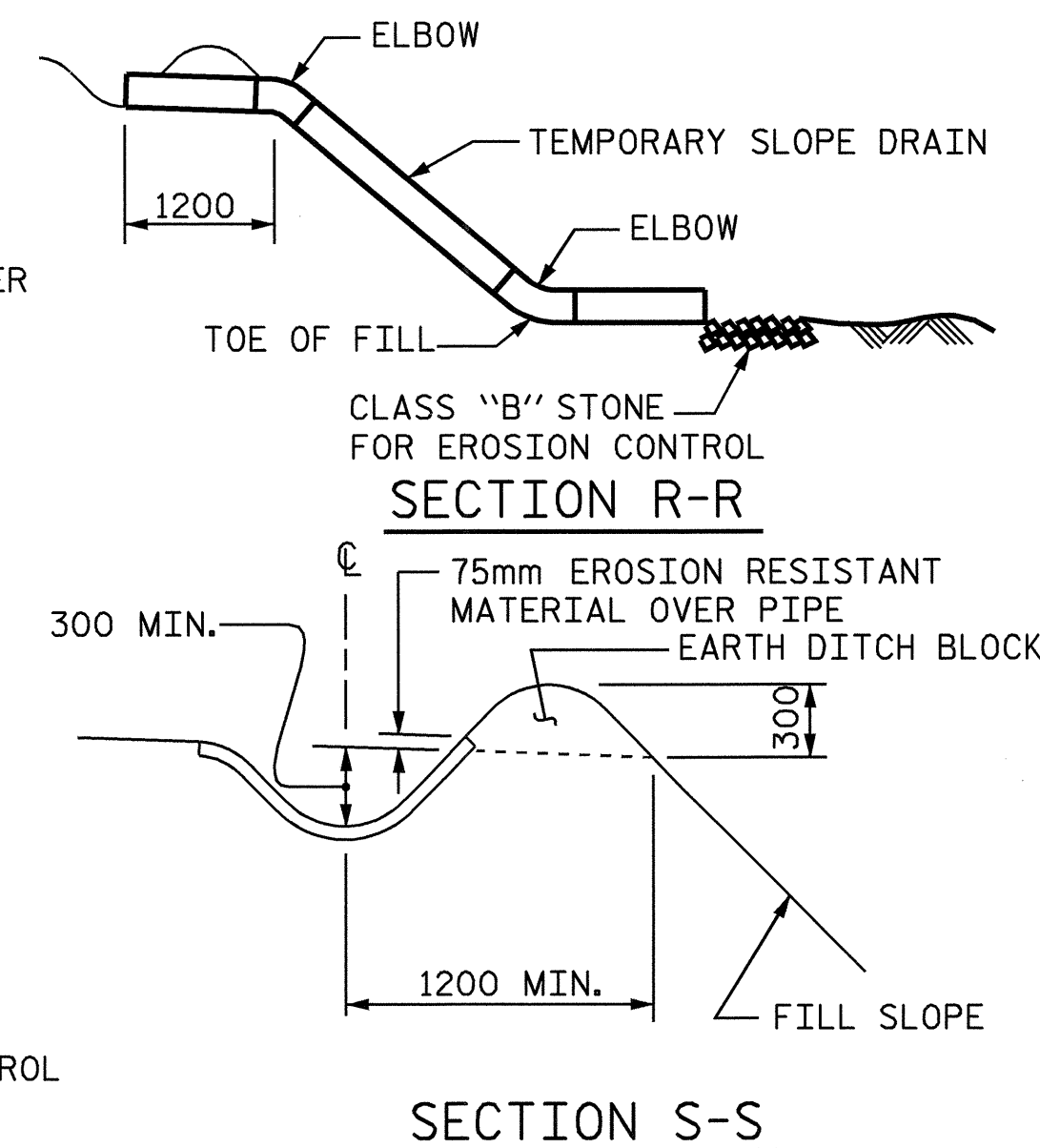


NOTE: IMMEDIATELY AFTER THE CONSTRUCTION OF THE APPROACH SLAB, THE CONTRACTOR SHALL PROVIDE TEMPORARY BERM AND SLOPE DRAIN. CONTRACTOR SHALL GRADE TO PIPE INLET AND PROVIDE EROSION RESISTANT MATERIAL AS SHOWN. THE EROSION RESISTANT MATERIAL SHALL BE EITHER 1) ASPHALT PLANT MIX, TYPE 1 OR TYPE 2, MIN. 50mm DEPTH, 2) EROSION CONTROL MAT, OR 3) CONCRETE, AS DIRECTED BY THE ENGINEER. THE SLOPE DRAIN SHALL CONSIST OF A NON-PERFORATED TEMPORARY DRAINAGE PIPE, 305mm IN DIAMETER.

**PLAN VIEW**

**TEMPORARY BERM AND SLOPE DRAIN DETAILS**

(TO BE USED WHEN SHOULDER BERM GUTTER IS REQUIRED)



NOTE: IF THE APPROACH SLAB IS NOT CONSTRUCTED IMMEDIATELY AFTER THE BACKFILLING OF THE END BENT EXCAVATION, GRADE TO DRAIN TO THE BOTTOM OF THE SLOPE AND PROVIDE EROSION RESISTANT MATERIAL, SUCH AS FIBERGLASS ROVING OR AS DIRECTED BY THE ENGINEER TO PREVENT SOIL EROSION AND TO PROTECT THE AREA ADJACENT TO THE STRUCTURE. THE CONTRACTOR WILL BE REQUIRED TO REMOVE THESE MATERIALS PRIOR TO CONSTRUCTION OF THE APPROACH SLAB.

**TEMPORARY DRAINAGE DETAIL**

BILL OF MATERIAL	
END BENT	ELASTOMERIC CONCRETE * (CU. m)
2	0.2
TOTAL	0.2

\* BASED ON THE MINIMUM BLOCKOUT SHOWN.

ASSEMBLED BY : A.S. CALLAWAY DATE : 9/14/04  
 CHECKED BY : P.C. BREWER DATE : 10/26/04  
 DRAWN BY : FCJ 11/88 REV. 8/16/99 RAL/LES  
 CHECKED BY : ARB 11/88 REV. 10/17/00 RWW/LES  
 REV. 5/7/03 RWW/JTE



PROJECT NO. R-0977A  
CHEROKEE COUNTY  
 STATION: 16+02.300-LC1B-

SHEET 7 OF 7

STATE OF NORTH CAROLINA  
 DEPARTMENT OF TRANSPORTATION  
 RALEIGH

STANDARD  
 BRIDGE APPROACH  
 SLAB DETAILS

REVISIONS						SHEET NO.
NO.	BY:	DATE:	NO.	BY:	DATE:	S-49
1			3			TOTAL SHEETS
2			4			230

STR. #1

STD. NO. BAS10SM