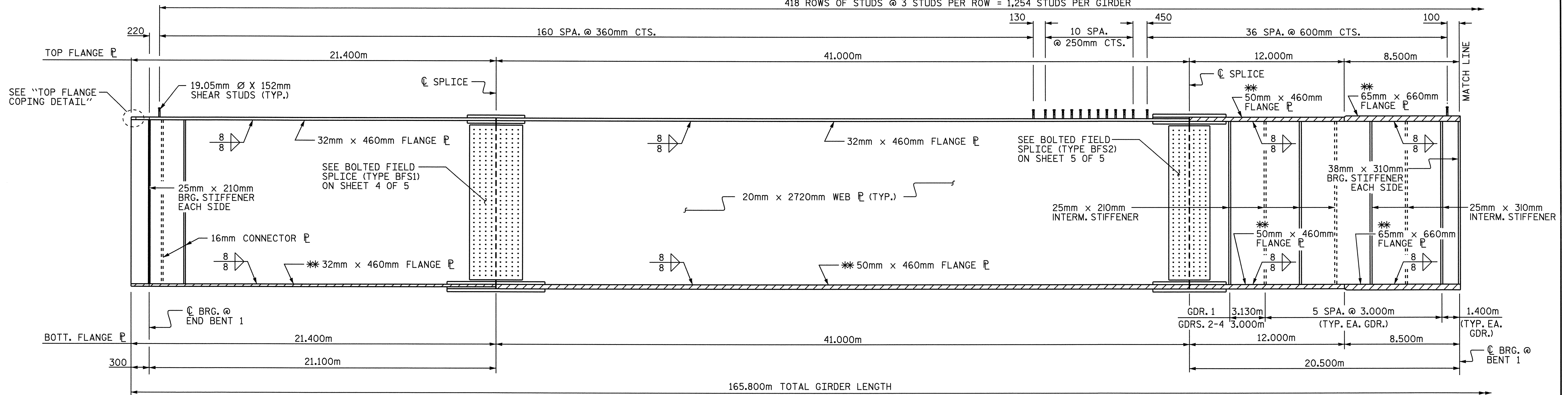
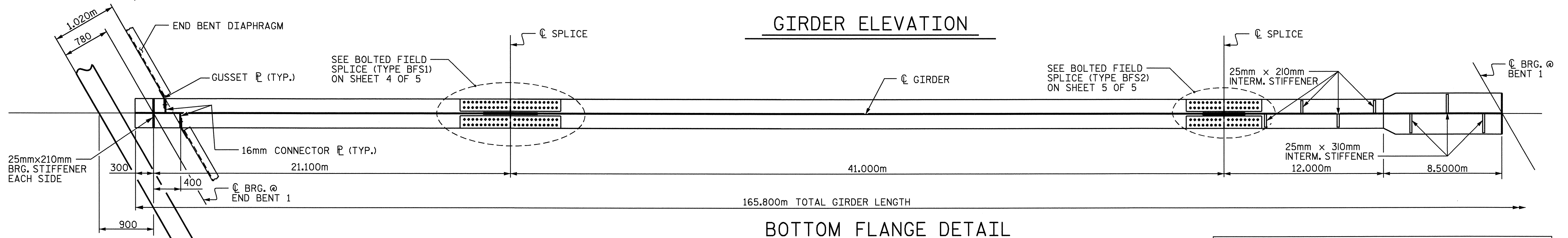


418 ROWS OF STUDS @ 3 STUDS PER ROW = 1,254 STUDS PER GIRDER



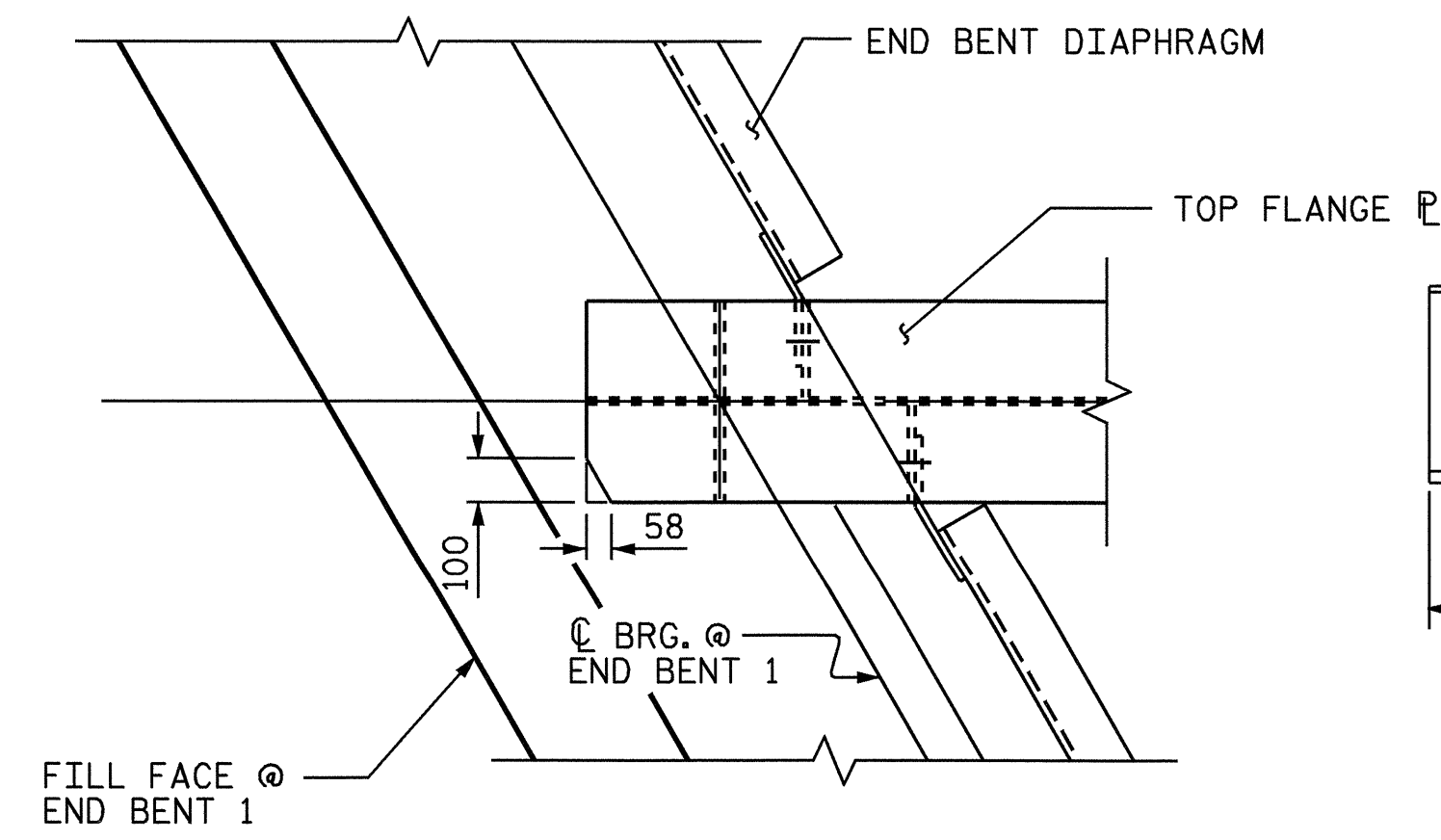
GIRDER ELEVATION



BOTTOM FLANGE DETAIL

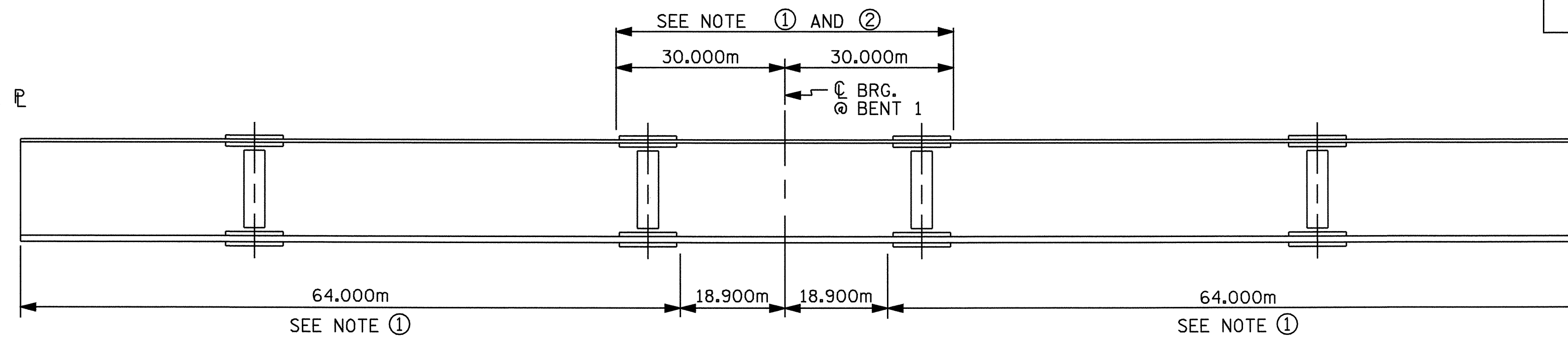
INTERIOR GIRDER SHOWN, EXTERIOR GIRDER SIMILAR, EXCEPT NO CONNECTOR OR STIFFENER PLATES SHALL BE PLACED ON THE OUTSIDE OF THE WEB.

NOTE:
 ** USE GRADE HPS 485W STEEL FOR FLANGES AS SHOWN IN GIRDER ELEVATION.
 FOR ALL OTHER PARTS OF GIRDER, USE AASHTO M270 GRADE 345W.



TOP FLANGE COPING DETAIL

END BENT 1 SHOWN, END BENT 2 SIMILAR.



GIRDER MAKE UP

NOTE ①: CHARPY V-NOTCH TESTS ARE REQUIRED FOR ALL TOP OR BOTTOM FLANGE PLATES WHICH FALL WITHIN THESE LIMITS, ALL WEB PLATES, AND ALL SPLICE PLATES. IF A PERMITTED SHOP FLANGE SPLICE IS NOT USED, CHARPY V-NOTCH TESTS WILL BE REQUIRED FOR THE ENTIRE FLANGE PLATE. FOR CHARPY V-NOTCH TESTS, SEE ARTICLE 1072-9 OF THE STANDARD SPECIFICATIONS.

NOTE ②: NO WELDING OF FORMS OR FALSEWORK TO THE TOP FLANGE WILL BE PERMITTED IN THIS REGION.

CHARPY V-NOTCH TESTS FOR CONTINUOUS PLATE GIRDERS

PROJECT NO. R-0977A
 CHEROKEE COUNTY
 STATION: 24+60.500 -LC1B-

SHEET 1 OF 6

STATE OF NORTH CAROLINA DEPARTMENT OF TRANSPORTATION RALEIGH						SHEET NO. S-88
SUPERSTRUCTURE STRUCTURAL STEEL DETAILS SPAN A						
REVISIONS						TOTAL SHEETS 230
NO.	BY:	DATE:	NO.	BY:	DATE:	
1			3			
2			4			

Ting H. Fang
 NORTH CAROLINA
 PROFESSIONAL
 SEAL
 16301
 CIVIL ENGINEER
 11/2005

DRAWN BY: T.H. FANG/MAA DATE: 6-04
 CHECKED BY: B.N. BARODAWALA DATE: 8-10-04

11-JAN-2005 15:08
 W:\SquadL\r0977a\str3\mollen\R0977A.sd.SS.03.dgn
 lsutton

STR. #3