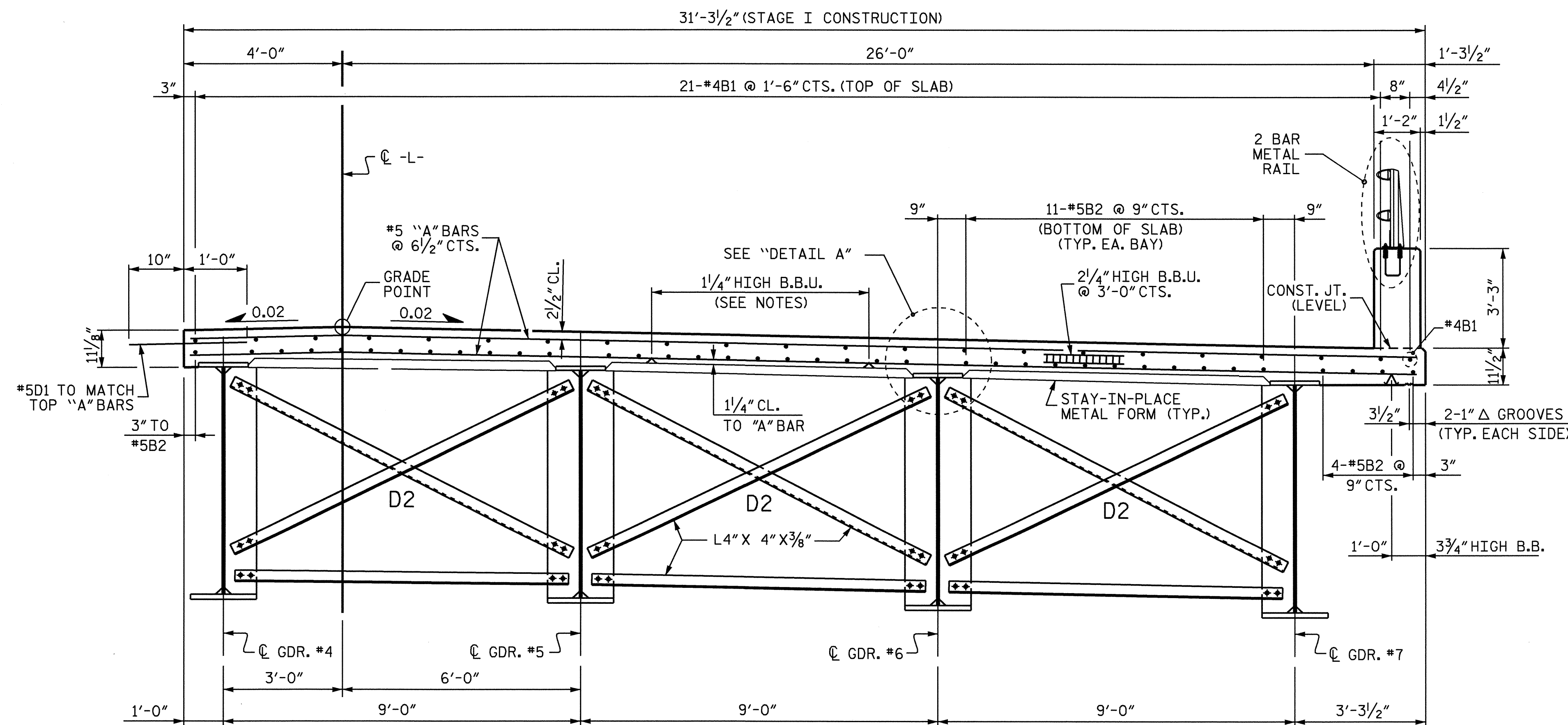


TYPICAL SECTION - STAGE I

(SHOWING END BENT DIAPHRAGMS)



TYPICAL SECTION - STAGE I

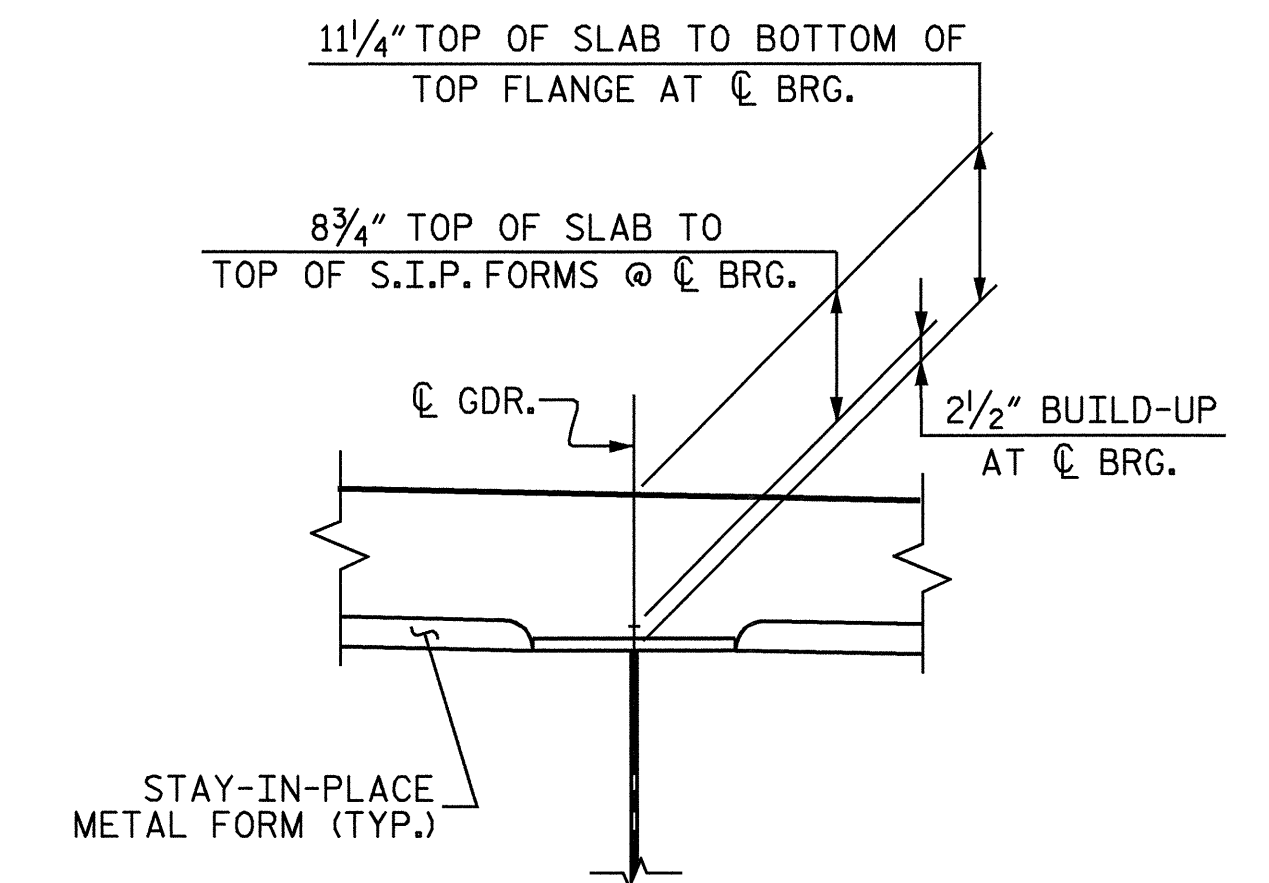
(SHOWING INTERMEDIATE DIAPHRAGMS)

NOTES

PROVIDE 1/4" HIGH BEAM BOLSTERS UPPER AT 4'-0" CTS. ATOP THE METAL STAY-IN-PLACE FORMS TO SUPPORT THE BOTTOM MAT OF 'A' BARS. WHEN USING REMOVABLE FORMS, PROVIDE CONTINUOUS HIGH CHAIRS FOR METAL DECK (C.H.C.M.) @ 4'-0" CTS. WITH A HEIGHT TO SUPPORT THE BOTTOM MAT OF 'A' BARS A CLEAR DISTANCE OF 2 1/2" ABOVE THE TOP OF THE REMOVABLE FORM.

#5 "G" BARS MAY BE SHIFTED SLIGHTLY, AS NECESSARY, TO CLEAR REINFORCING STEEL.

THE CONTRACTOR MAY, WHEN NECESSARY, PROPOSE A SCHEME FOR AVOIDING INTERFERENCE BETWEEN METAL STAY-IN-PLACE FORM SUPPORTS OR FORMS AND BEAM/GIRDER STIFFENERS OR CONNECTOR PLATES. THE PROPOSAL SHALL BE INDICATED, AS APPROPRIATE, ON EITHER THE STEEL WORKING DRAWINGS OR THE METAL STAY-IN-PLACE FORM WORKING DRAWINGS.



DETAIL A

PROJECT NO. B-3375  
WAKE COUNTY  
 STATION: 43+81.84 -L-


SHEET 1 OF 3

STATE OF NORTH CAROLINA  
 DEPARTMENT OF TRANSPORTATION  
 RALEIGH

SUPERSTRUCTURE

TYPICAL SECTION  
 & DETAILS

(STAGE I CONSTRUCTION)



REVISIONS						SHEET NO.	
NO.	BY:	DATE:	NO.	BY:	DATE:	S-6	
1			3			TOTAL SHEETS	
2			4			37	

DRAWN BY: M. M. PARSONS DATE: 6/2/04  
 CHECKED BY: W. D. CRUTCHER DATE: 10/04

17-DEC-2004 15:00  
 w:\squadq\b3375\Final Plans\str \*1\B3375.ed.TS.01.dgn  
 derutcher