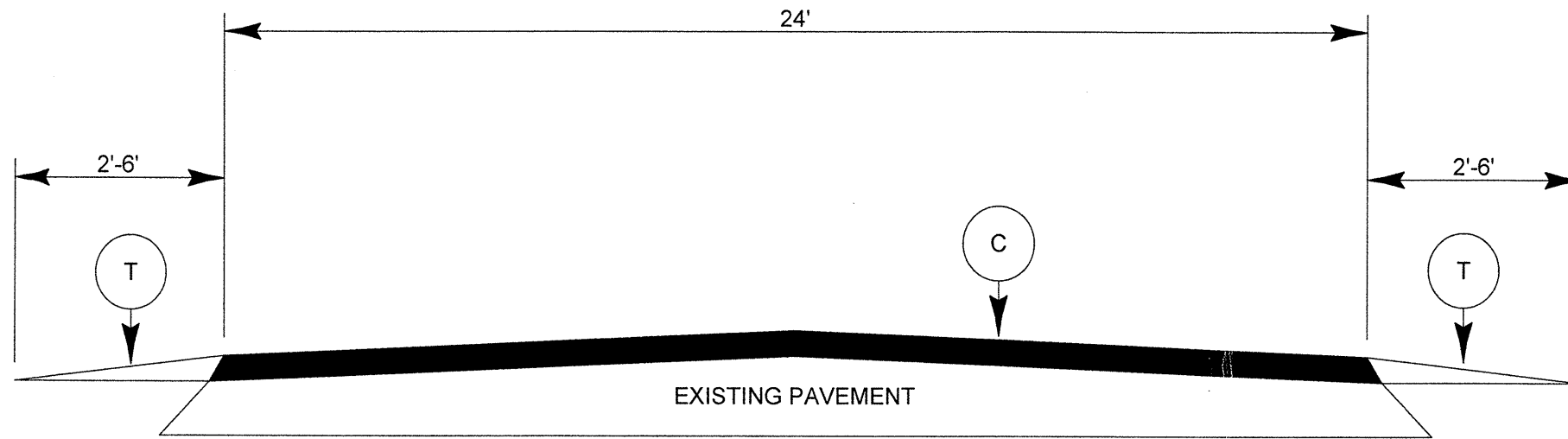
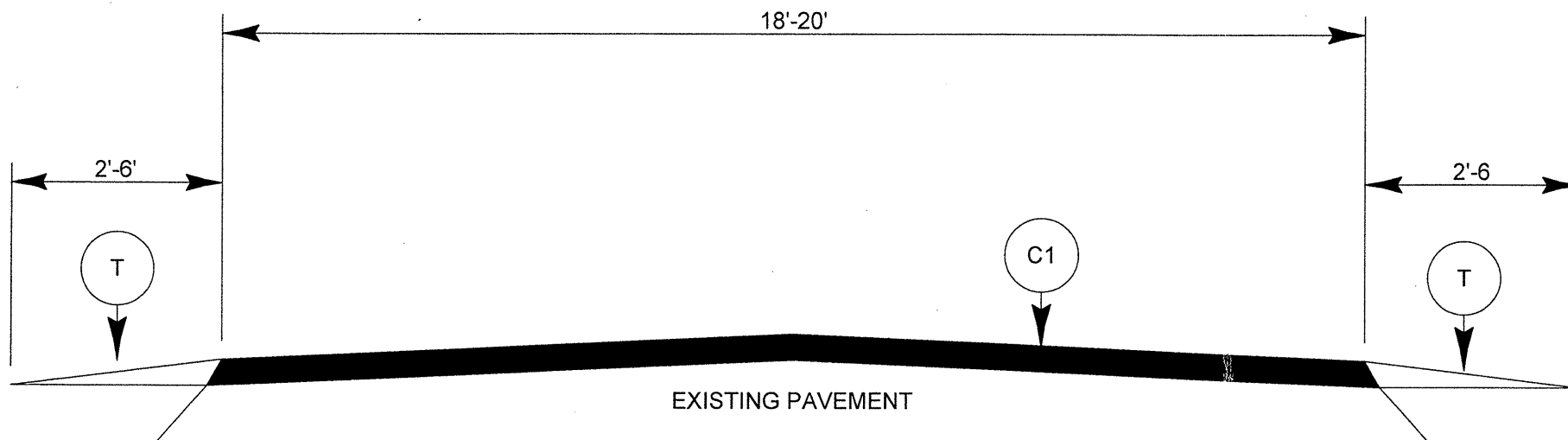


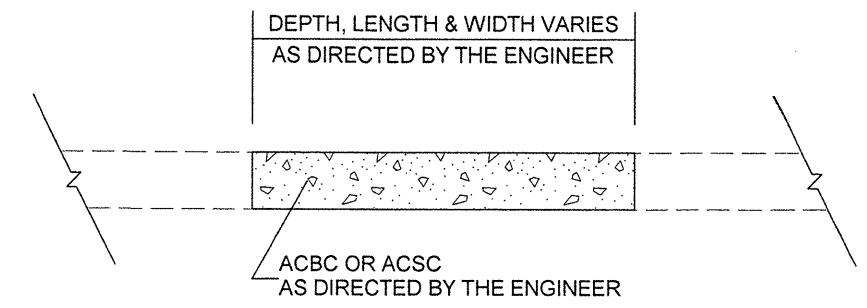
PROJECT NO.	SHEET NO.	TOTAL SHEETS
13CR.10811.2, 13CR.20811.2, 13CR.308106.1, ETC.	6	7



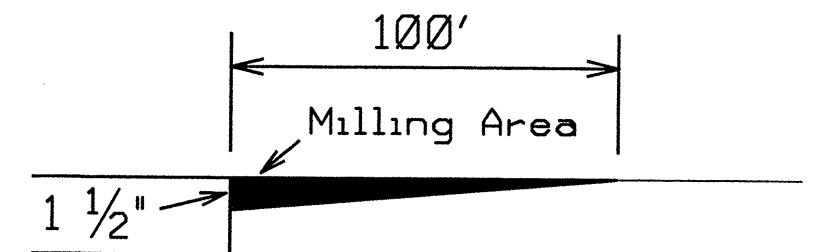
TYPICAL SECTION NO. 1



TYPICAL SECTION NO. 2



PATCHING EXISTING PAVEMENT



MILLING DETAIL AT BRIDGE APPROACHES
COST OF MILLING IS INCIDENTAL TO OTHER ITEMS

PAVEMENT SCHEDULE	
C	PROP. APPROX. 1.5" ACSC, TYPE S 9.5 B, AT AVERAGE RATE OF 168 LBS PER SQ. YARD
C1	PROP. APPROX. 1.5" ACSC, TYPE SF 9.5 A, AT AVERAGE RATE OF 165 LBS PER SQ. YARD
E1	PROP. APPROX. 6" ACBC, TYPE B25.0B, AT AN AVERAGE RATE OF 684 LBS PER SQ. YD.
T	EARTH MATERIAL