
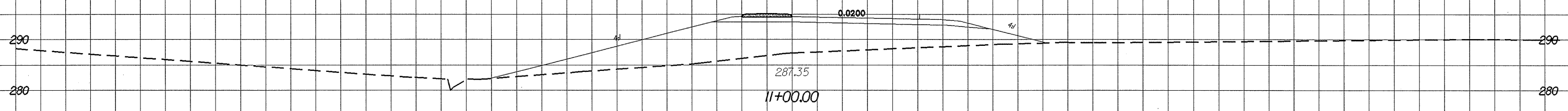
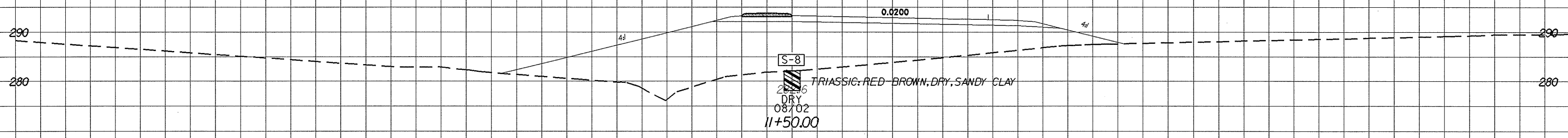
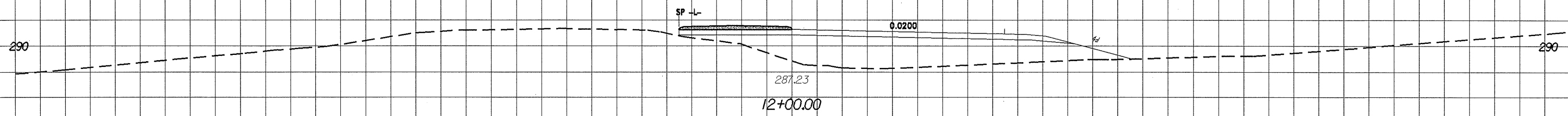


150 140 130 120 110 100 90 80 70 60 50 40 30 20 10 0 10 20 30 40 50 60 70 80 90 100 110 120 130 140 150

SOIL TEST RESULTS

SAMPLE NO.	OFFSET	STATION	DEPTH INTERVAL	AASHTO CLASS.	L.L.	P.I.	% BY WEIGHT				% PASSING (SIEVES)			% MOISTURE	% ORGANIC
							C.SAND	F.SAND	SILT	CLAY	10	40	200		
S-8	CL	11+50	0.50-2.50	A-6(14)	40	16	0.8	24.2	38.5	36.5	100	100	83	-	-



150 140 130 120 110 100 90 80 70 60 50 40 30 20 10 0 10 20 30 40 50 60 70 80 90 100 110 120 130 140 150

SYTIME
