

ZONE 4 (90 MPH)

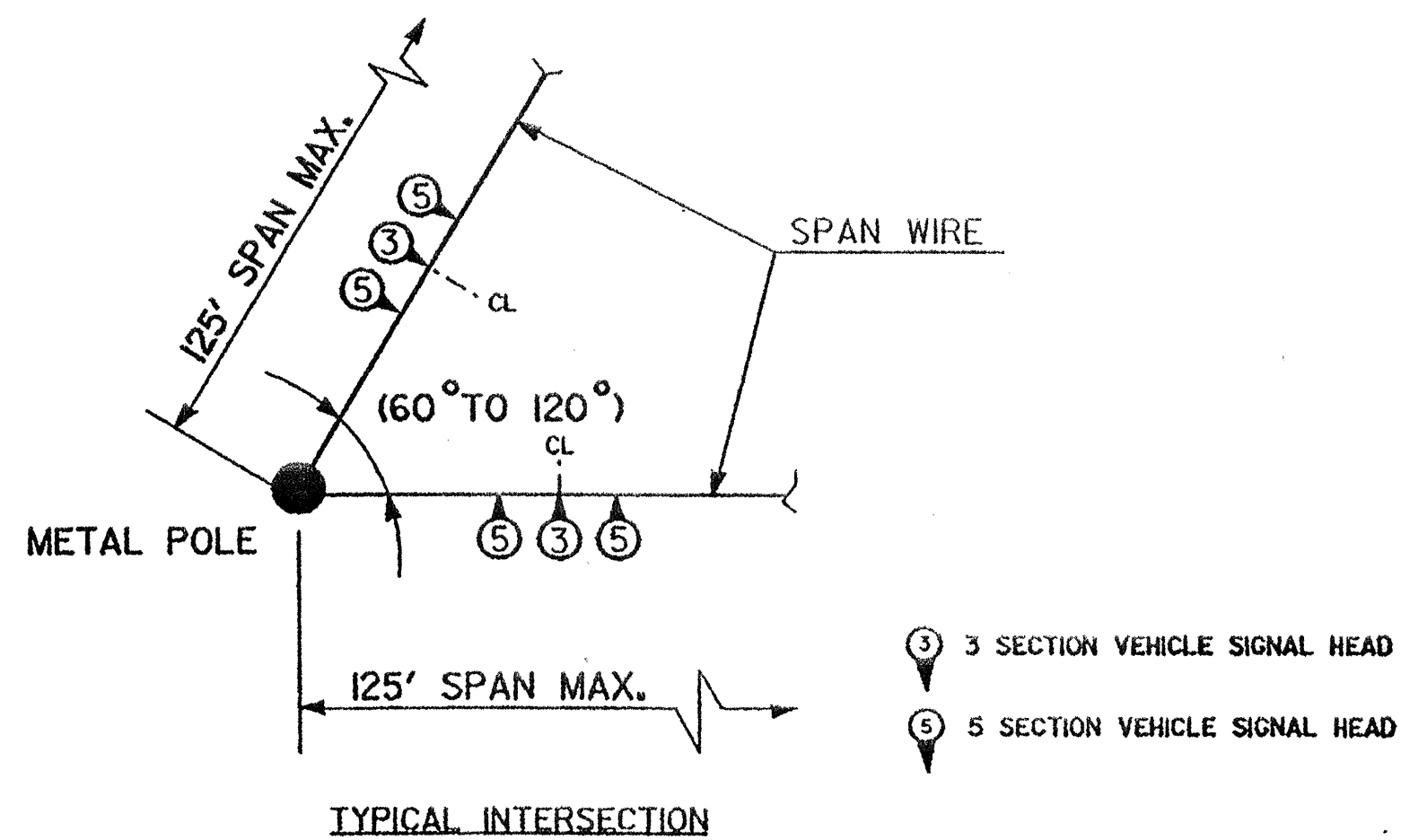
PROJECT REFERENCE NO. U-2913B SHEET NO. Sig. 8
dwg. SP3

LIGHT LOADING

(FOR ONE POLE AND ONE FOUNDATION)

CASE No.	POLE HEIGHT IN (FT.)	METAL POLE		BASE PLATES			ANCHOR BOLTS		CONCRETE FOOTING			REINFORCING BARS		
		WALL THICKNESS TH (GAGE, IN.)	BASE DIAMETER (IN.)	D (IN.)	BC (IN.)	T (IN.)	DIAMETER X TOTAL LENGTH (IN.)	DIAMETER d (IN.)	DEPTH L (FT.)	VOLUME (CU. YDS.)	BAR	NO.	SIZE	
S26L1	26	.5	13	28	22	2 1/2	2 X 66	42	*	*	V	10	#8	
											CT	*	#4	
S30L1	30	.5	14	28	22	2 1/2	2 X 66	42	*	*	V	10	#8	
											CT	*	#4	
S35L1	35	.5	15	28	22	2 1/2	2 X 66	42	*	*	V	10	#8	
											CT	*	#4	

* SEE NOTE 23 AND 24 ON SHEET 2 OF THE STANDARD NOTES.



HEAVY LOADING

(FOR ONE POLE AND ONE FOUNDATION)

CASE No.	POLE HEIGHT IN (FT.)	METAL POLE		BASE PLATES			ANCHOR BOLTS		CONCRETE FOOTING			REINFORCING BARS		
		WALL THICKNESS TH (GAGE, IN.)	BASE DIAMETER (IN.)	D (IN.)	BC (IN.)	T (IN.)	DIAMETER X TOTAL LENGTH (IN.)	DIAMETER d (IN.)	DEPTH L (FT.)	VOLUME (CU. YDS.)	BAR	NO.	SIZE	
S30H1	30	.5	16	31	25	2 1/2	2 X 66	42	*	*	V	10	#8	
											CT	*	#4	
S35H1	35	.5	18	31	25	2 1/2	2 X 66	42	*	*	V	10	#8	
											CT	*	#4	

* SEE NOTE 23 AND 24 ON SHEET 2 OF THE STANDARD NOTES.

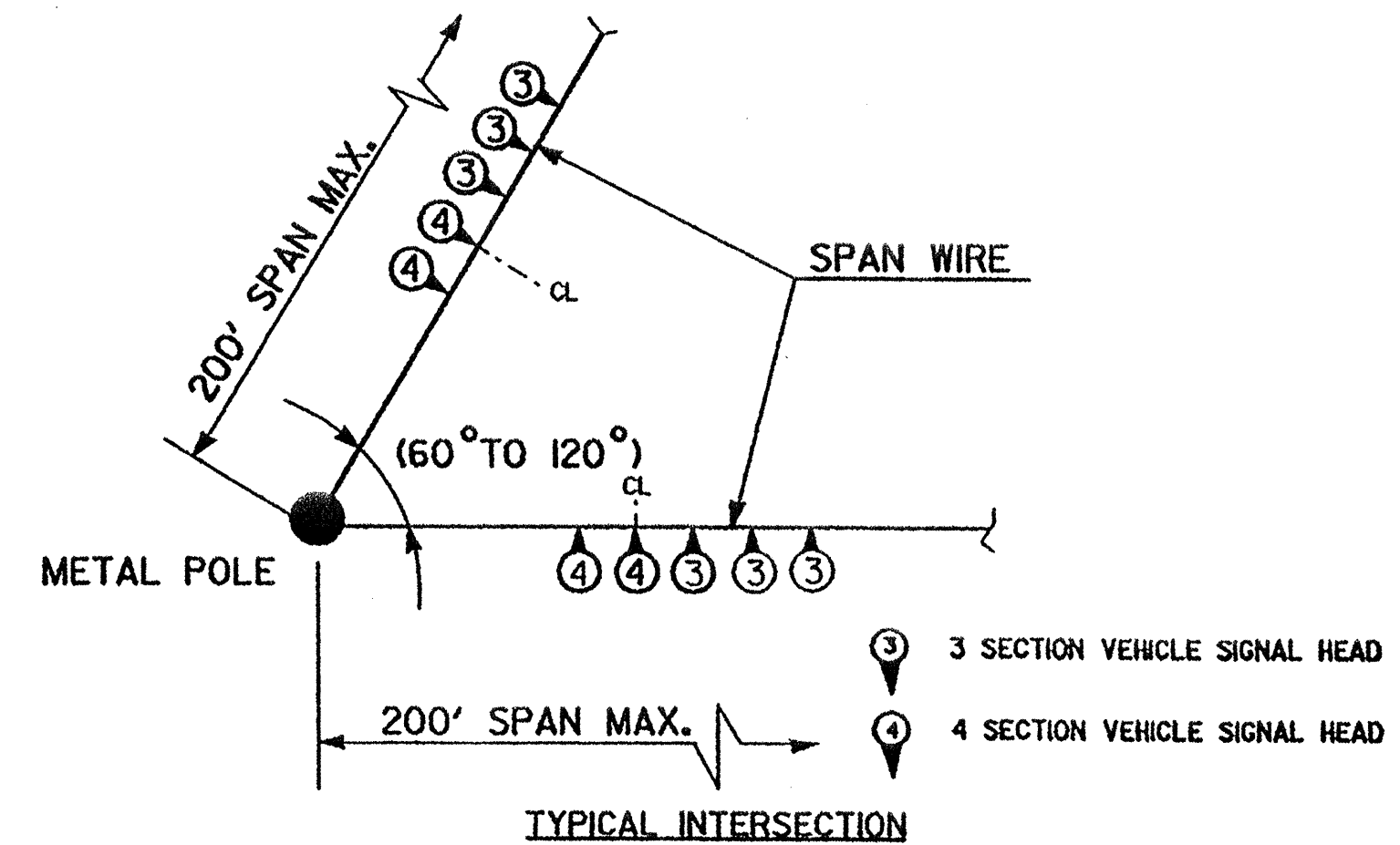

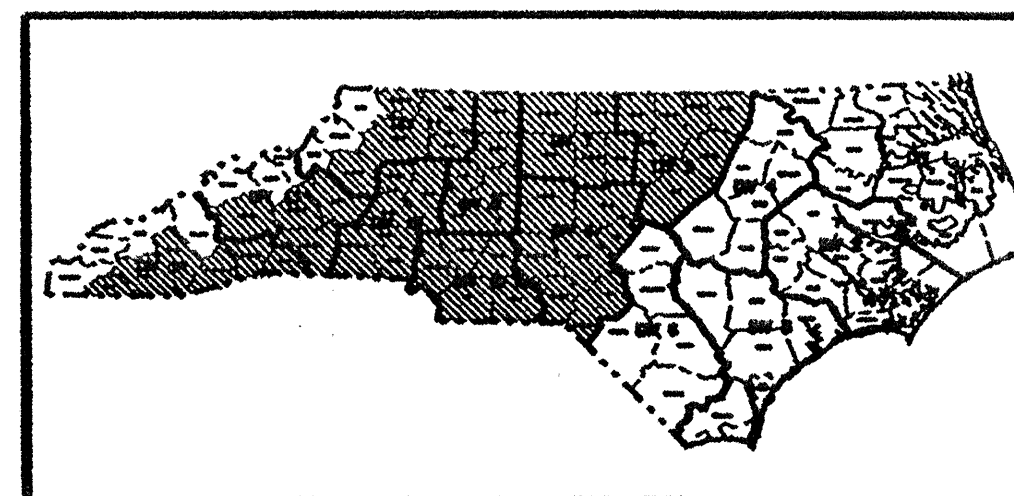


TABLE OF STATEWIDE COUNTY WIND ZONES

ZONE 1 140 mph / 63 m/s	ZONE 2 130 mph / 58 m/s	ZONE 3 110 mph / 49 m/s	ZONE 4 90 mph / 40 m/s	ZONE 5 120 mph / 58 m/s
CURRITUCK (1) DARE (1) HYDE (1)	BERTIE (1) CAMDEN (1) CHOWAN (1) CURRITUCK (1) DARE (1) GATES (1) HERTFORD (1) HYDE (1) PASQUOTANK (1) NORTHAMPTON (1) MARTIN (1) PERQUIMANS (1) TYRRELL (1) WASHINGTON (1)	BEAUFORT (2) CARTERET (2) CRAVEN (2) GREEN (2) JONES (2) LENOIR (2) PAMLICO (2) PITT (2) BRUNSWICK (3) DUPLIN (3) ONSLow (3) NEW HANOVER (3) PENDER (3) SAMPSON (3)	EDGECOMBE (4) HALIFAX (4) JOHNSTON (4) NASH (4) WAYNE (4) WILSON (4) BLADEN (6) COLUMBUS (6) CUMBERLAND (6) HARNETT (6) ROBESON (6) DURHAM (5) FRANKLIN (5) GRANVILLE (5) PERSON (5) VANCE (5) WARREN (5) WAKE (5) ALAMANCE (7) CASWELL (7) GUILFORD (7) ORANGE (7) ROCKINGHAM (7) SCOTLAND (8)	CHATHAM (8) HOKE (8) LEE (8) MONTGOMERY (8) MOORE (8) RANDOLPH (8) RICHMOND (8) DAVIDSON (9) DAVIE (9) FORSYTH (9) ROWAN (9) STOKES (9) ANSON (10) CABARRUS (10) MECKLENBURG (10) STANLY (10) UNION (10) ALLEGHANY (11) CALDWELL (11) SURRY (11) WILKES (11) YADKIN (11) ALEXANDER (12) CATAWBA (12) CLEVELAND (12) GASTON (12) IREDELL (12) LINGOLN (12) BUNCOMBE (13) BURKE (13) MCDOWELL (13) RUTHERFORD (13) CLAY (14) HENDERSON (14) JACKSON (14) MACON (14) POLK (14) TRANSYLVANIA (14) ASHE (11) AVERY (11) WATAUGA (11) MADISON (13) MITCHELL (13) YANCEY (13) CHEROKEE (14) GRAHAM (14) HAYWOOD (14) SWAIN (14)

METAL STRAIN POLES

13-FEB-2003 15:30
Utility Pole Design.dwg
C:\Users\j...
C:\Users\j...



WIND ZONE 4 LOAD CASE AND DESIGN DETAILS			
PLAN DATE: SEPTEMBER 2002	REVIEWED BY: D.C. SARKAR	PREPARED BY: C.F. ANDREWS	REVIEWED BY: R.E. MULLINAX
SCALE: NA	DATE: _____	REVISIONS:	INIT. DATE

SEAL
R. E. SARKAR
2.14.03
DATE