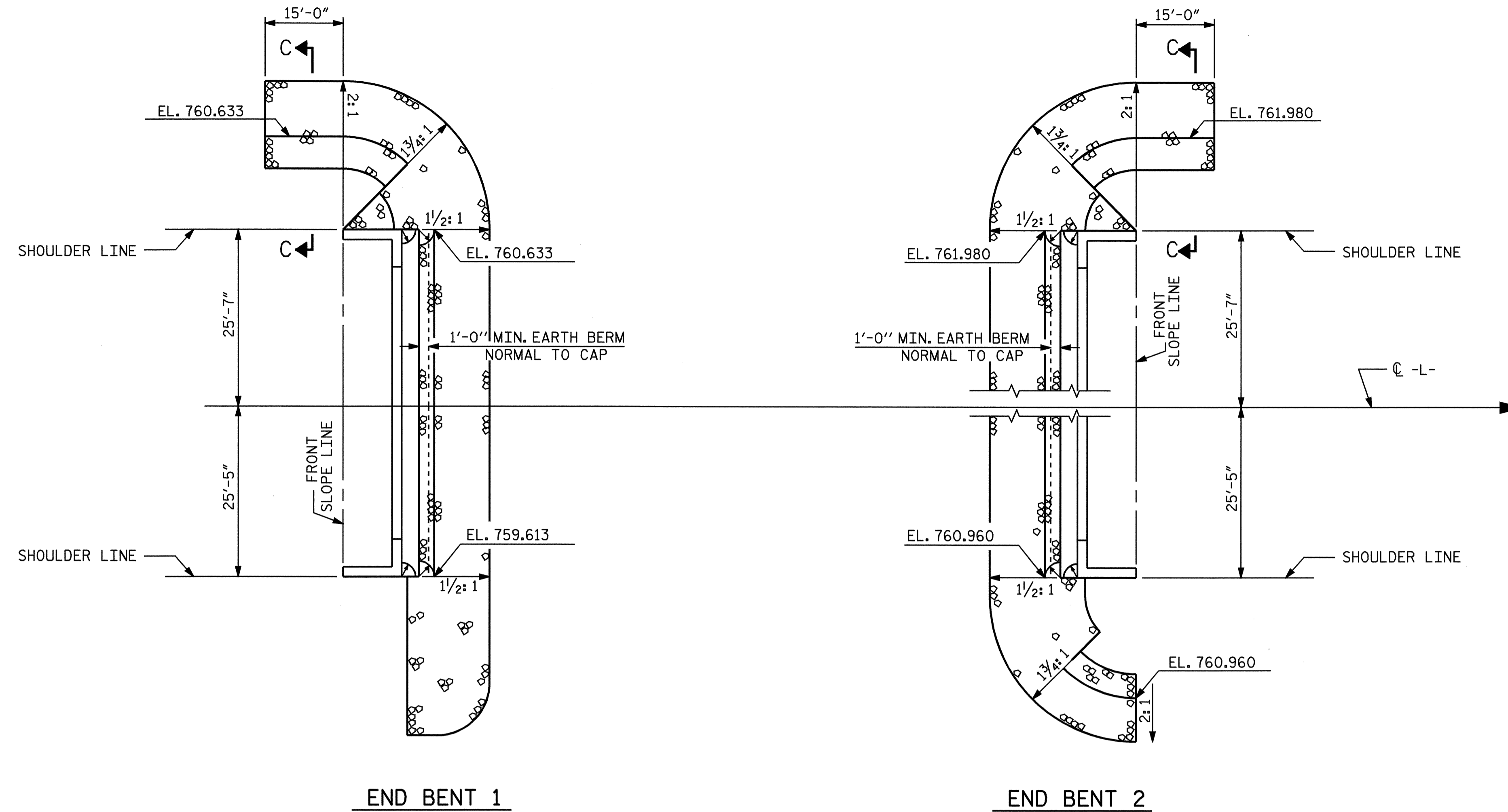


NOTES :
FOR BERM WIDTH DIMENSIONS, SEE GENERAL DRAWING.

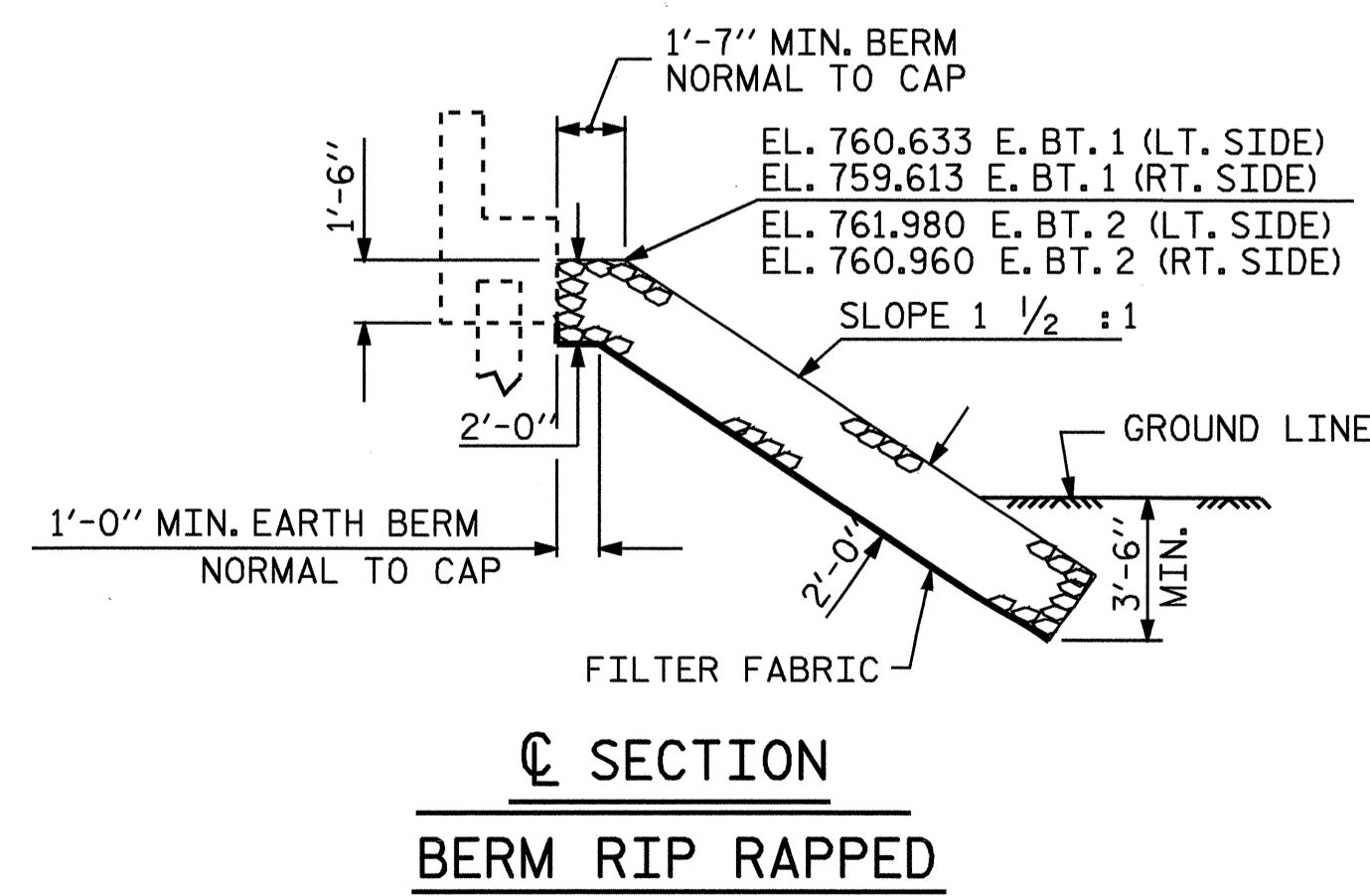


END BENT 1

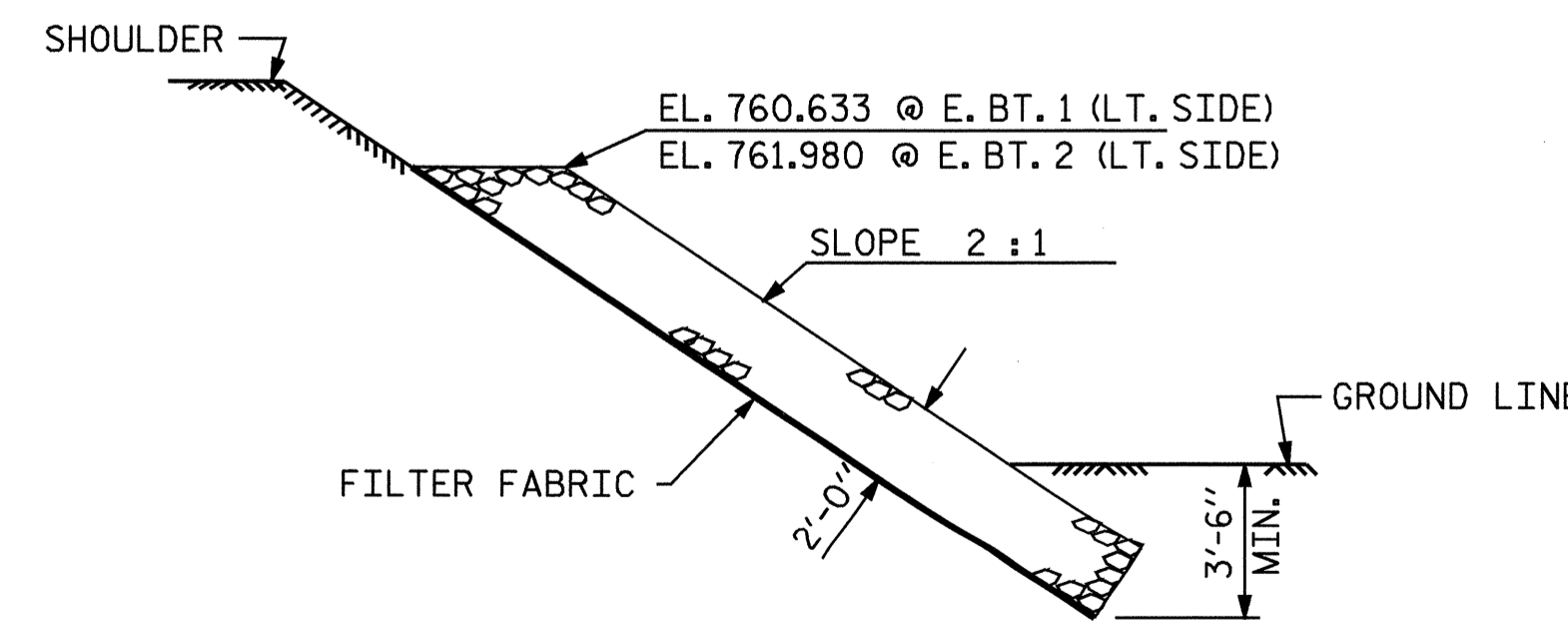
END BENT 2

PLAN
(BERM RIP RAPPED)

| ESTIMATED QUANTITIES | | |
|-------------------------------|---------------------------|-------------------------------|
| BRIDGE @ STA. 20+93.00 -L- | PLAIN RIP RAP CLASS II | FILTER FABRIC FOR DRAINAGE |
| | TONS | SQUARE YARDS |
| END BENT 1 | 160 | 177 |
| END BENT 2 | 193 | 214 |



SECTION C-C
BERM RIP RAPPED



SECTION C-C

PROJECT NO. B-3454
FORSYTH COUNTY
STATION: 20+93.00 -L-

STATE OF NORTH CAROLINA
DEPARTMENT OF TRANSPORTATION
RALEIGH
STANDARD
RIP RAP DETAILS



| | |
|------------------------------|-----------------------|
| ASSEMBLED BY : M. G. SHAIKH | DATE : 09/10/04 |
| CHECKED BY : G. M. PATTERSON | DATE : 09/29/04 |
| DRAWN BY : FCJ 2/88 | REV. 7/17/98 REK/RWW |
| CHECKED BY : ARB 8/88 | REV. 8/16/99 RWW/LES |
| | REV. 10/17/00 RWW/LES |

29-SEP-2004 14:29
W:\squad\B3454\mshalkh\Microstation\b-3454_sd_RR_01.dgn
mshalkh

| REVISIONS | | | | | | SHEET NO. |
|-----------|-----|-------|-----|-----|-------|--------------|
| NO. | BY: | DATE: | NO. | BY: | DATE: | TOTAL SHEETS |
| 1 | | | 3 | | | 5-23 |
| 2 | | | 4 | | | 27 |

SKREW 90° NC006 STD. NO. RR2