


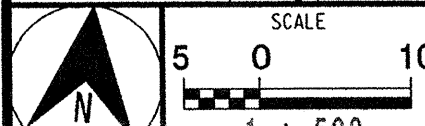


ALL COMMUNICATIONS CABLE ATTACHMENT POINTS ARE 1000 MM BELOW POWER (FRONT SIDE OF POLE) UNLESS OTHERWISE NOTED.

 <p>PLANS PREPARED BY : RUMMEL KLEPPER & KAHL, LLP <i>consulting engineers</i> 5800 FARINGDON PLACE SUITE 105 RALEIGH, NORTH CAROLINA 27609-3960</p> <p>FOR DIVISION OF HIGHWAYS</p>	<p>Prepared for the Offices of:</p>  <p>122 N. McDowell St., Raleigh, NC 27603</p>	<p>COMMUNICATION CABLE AND CONDUIT ROUTING PLAN</p> <p>DIVISION 13 BUNCOMBE COUNTY ASHEVILLE</p> <p>PLAN DATE: 10-10-03 REVIEWED BY: D. MORTON</p> <p>PREPARED BY: C.B. HOLDEN RK&K PROJECT NO. 302-079-SIG1</p>		<p>SEAL</p>  <p>SEAL 19798 ENGINEER DONALD W. MORTON</p>								
	<p>SCALE</p>  <p>1 : 500</p>	<table border="1"> <thead> <tr> <th>REVISIONS</th> <th>INIT.</th> <th>DATE</th> </tr> </thead> <tbody> <tr> <td> </td> <td> </td> <td> </td> </tr> <tr> <td> </td> <td> </td> <td> </td> </tr> </tbody> </table>	REVISIONS	INIT.	DATE							<p>SIGNATURE: <i>C.B. Holden</i> 11-10-03 DATE</p> <p>CADD FILE NAME: CABLE07_20031101.SIG</p>
REVISIONS	INIT.	DATE										