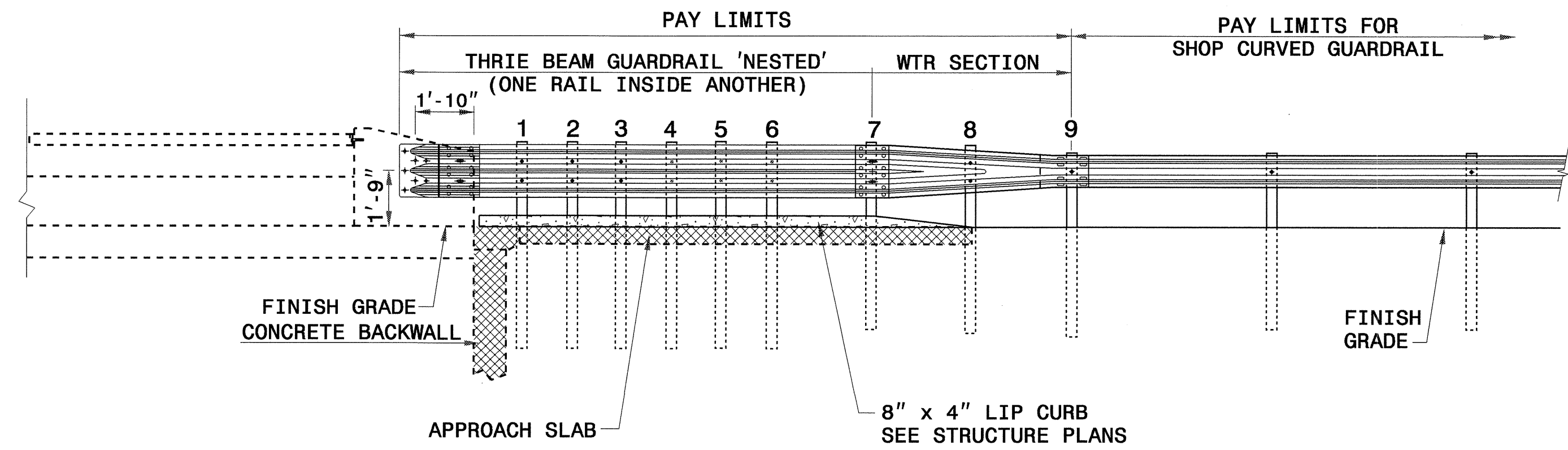


STATE OF
NORTH CAROLINA
DEPT. OF TRANSPORTATION
DIVISION OF HIGHWAYS
RALEIGH, N.C.

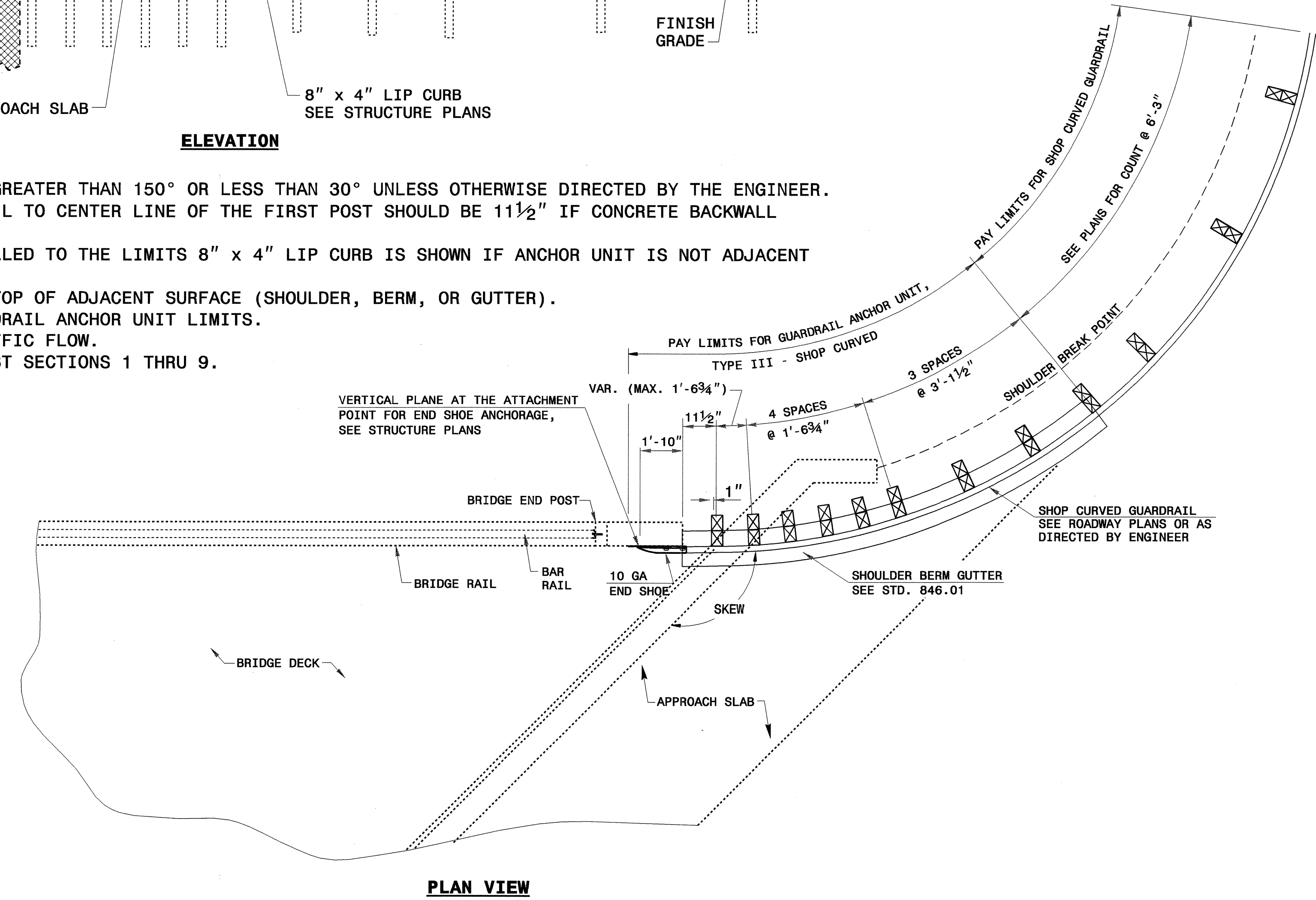
ENGLISH DETAIL DRAWING FOR
**TYPE III MODIFIED- SHOP CURVED
STRUCTURE ANCHOR UNIT**

SHEET 1 OF 1
TYPE III SC



ELEVATION

NOTE:
 **POST NOT REQUIRED FOR SKEW ANGLES GREATER THAN 150° OR LESS THAN 30° UNLESS OTHERWISE DIRECTED BY THE ENGINEER.
 *THE DISTANCE FROM END OF BRIDGE RAIL TO CENTER LINE OF THE FIRST POST SHOULD BE 11½" IF CONCRETE BACKWALL IS NOT PRESENT.
 -SHOULDER BERM GUTTER MUST BE INSTALLED TO THE LIMITS 8" x 4" LIP CURB IS SHOWN IF ANCHOR UNIT IS NOT ADJACENT TO AN APPROACH SLAB.
 -MEASURE GUARDRAIL HEIGHT FROM THE TOP OF ADJACENT SURFACE (SHOULDER, BERM, OR GUTTER).
 -USE NO STEEL POSTS WITHIN THE GUARDRAIL ANCHOR UNIT LIMITS.
 -LAP JOINTS IN THE DIRECTION OF TRAFFIC FLOW.
 -SEE STANDARD 862.03 SHEET 4 FOR POST SECTIONS 1 THRU 9.



PLAN VIEW

**GUARDRAIL ANCHOR UNIT, TYPE III- SHOP CURVED
FOR ATTACHMENT TO RAIL ON BRIDGE**

STATE OF
NORTH CAROLINA
DEPT. OF TRANSPORTATION
DIVISION OF HIGHWAYS
RALEIGH, N.C.


ENGLISH DETAIL DRAWING FOR
**TYPE III MODIFIED- SHOP CURVED
STRUCTURE ANCHOR UNIT**

SHEET 1 OF 1
TYPE III SC

**DESIGN SERVICES UNIT
STANDARDS AND SPECIAL DESIGN**
Office 919-250-4128 FAX 919-250-4119

SEE PLATE FOR TITLE

ORIGINAL BY: *nbritt* DATE: 04-30-04
 MODIFIED BY: *nbritt* DATE: 04-30-04
 CHECKED BY: *Joel S. Howerton* DATE: 5/4/04
 FILE SPEC.: *detail/nbritt/english/bridge/b3205type11modsc.dgn*



5/14/99
30-APR-2004 09:39
W:\Special Details\nbritt\english\bridge\b3205 type11sc.dgn
rnbritt AT DS203039