

I5-SEP-2005 14:09 S:\Contracts\Special Details\stds\02\stds to Special Details\english\862d03\0862d03.dgn ericward AT P522233

STATE OF NORTH CAROLINA  
DEPT. OF TRANSPORTATION  
DIVISION OF HIGHWAYS  
RALEIGH, N.C.

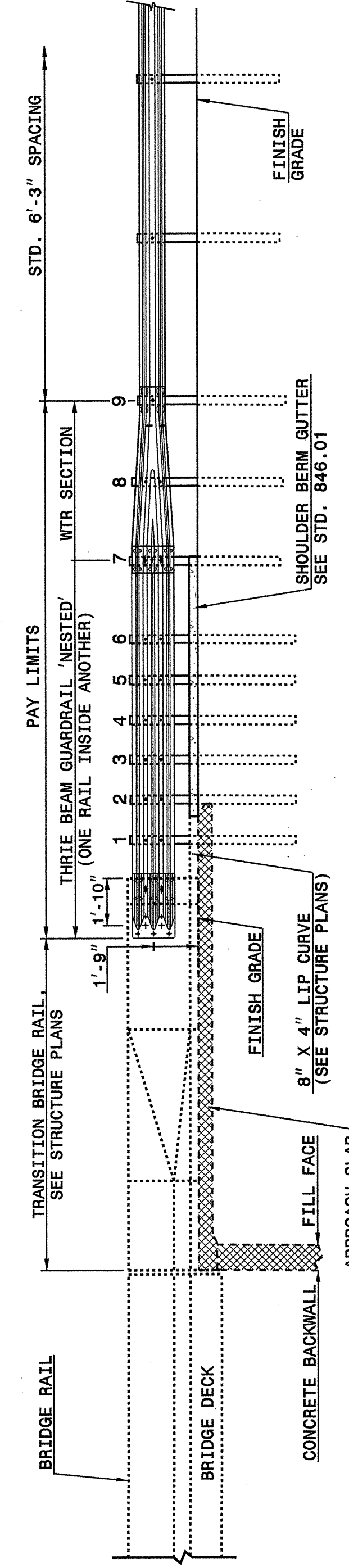
ENGLISH DETAIL DRAWING FOR  
**STRUCTURE ANCHOR UNITS**  
GUARDRAIL ANCHOR UNIT, TYPE III FOR ATTACHMENT TO  
RAIL ON APPROACH SLAB (15' MINIMUM LENGTH APPROACH SLAB)

SHEET 3 OF 6  
**862D03**

STATE OF NORTH CAROLINA  
DEPT. OF TRANSPORTATION  
DIVISION OF HIGHWAYS  
RALEIGH, N.C.

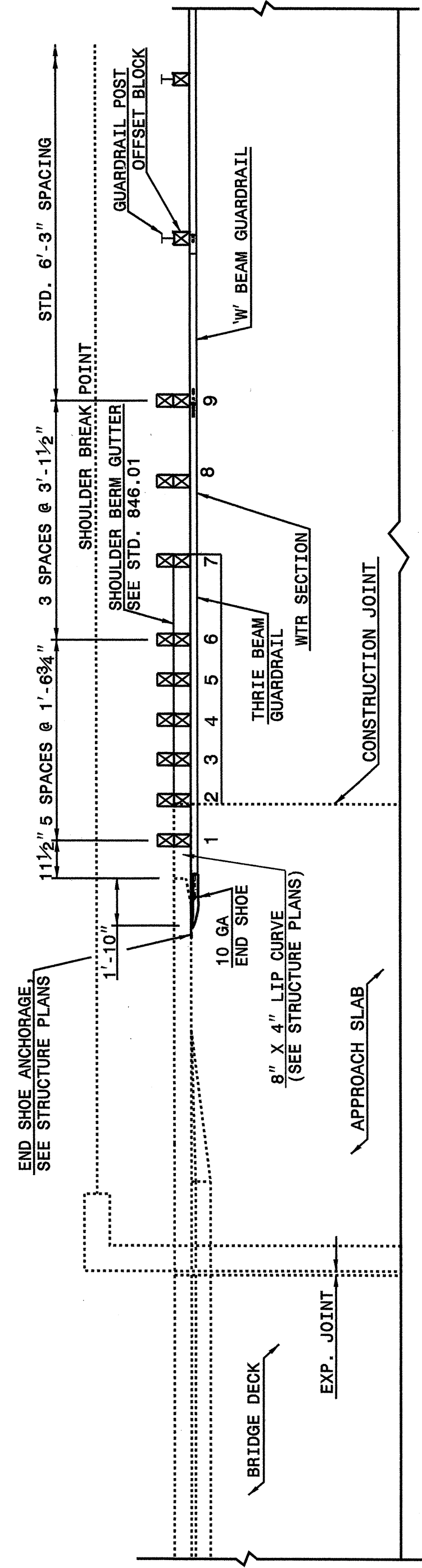
ENGLISH DETAIL DRAWING FOR  
**STRUCTURE ANCHOR UNITS**  
GUARDRAIL ANCHOR UNIT, TYPE III FOR ATTACHMENT TO  
RAIL ON APPROACH SLAB (15' MINIMUM LENGTH APPROACH SLAB)

SHEET 3 OF 6  
**862D03**



**ELEVATION**

NOTE:  
- SHOULDER BERM GUTTER MUST BE INSTALLED TO THE LIMITS 8" X 4" LIP CURB IS SHOWN IF ANCHOR UNIT IS NOT ADJACENT TO AN APPROACH SLAB.  
- MEASURE GUARDRAIL HEIGHT FROM THE TOP OF ADJACENT SURFACE (SHOULDER, BERM, OR GUTTER).  
- LAP JOINTS IN THE DIRECTION OF TRAFFIC FLOW.  
- SEE SHEET 4 FOR POST SECTIONS 1 THRU 9.



**PLAN VIEW**

**GUARDRAIL ANCHOR UNIT, TYPE III FOR ATTACHMENT TO  
RAIL ON APPROACH SLAB (15' MINIMUM LENGTH APPROACH SLAB)**

STATE OF NORTH CAROLINA  
DEPT. OF TRANSPORTATION  
DIVISION OF HIGHWAYS  
RALEIGH, N.C.

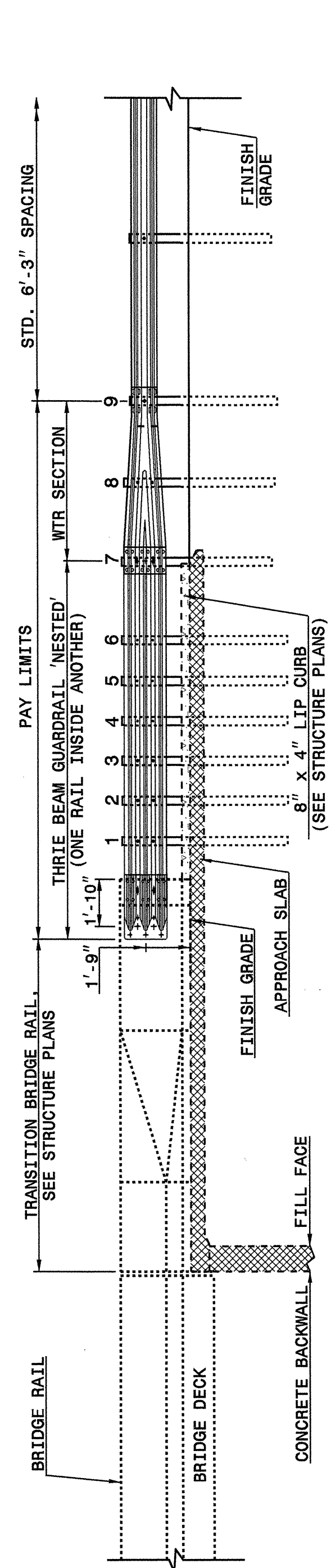
ENGLISH DETAIL DRAWING FOR  
**STRUCTURE ANCHOR UNITS**  
GUARDRAIL ANCHOR UNIT, TYPE III FOR ATTACHMENT TO  
RAIL ON APPROACH SLAB (25' MINIMUM LENGTH APPROACH SLAB)

SHEET 4 OF 6  
**862D03**

STATE OF NORTH CAROLINA  
DEPT. OF TRANSPORTATION  
DIVISION OF HIGHWAYS  
RALEIGH, N.C.

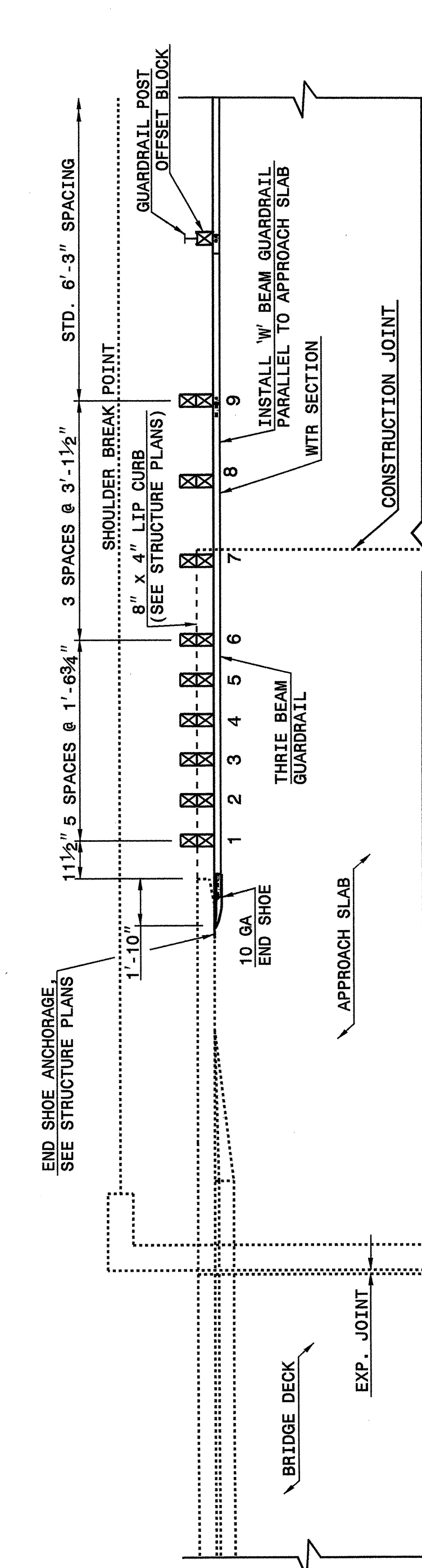
ENGLISH DETAIL DRAWING FOR  
**STRUCTURE ANCHOR UNITS**  
GUARDRAIL ANCHOR UNIT, TYPE III FOR ATTACHMENT TO  
RAIL ON APPROACH SLAB (25' MINIMUM LENGTH APPROACH SLAB)

SHEET 4 OF 6  
**862D03**



**ELEVATION**

NOTE:  
- SHOULDER BERM GUTTER MUST BE INSTALLED TO THE LIMITS 8" X 4" LIP CURB IS SHOWN IF ANCHOR UNIT IS NOT ADJACENT TO AN APPROACH SLAB.  
- MEASURE GUARDRAIL HEIGHT FROM THE TOP OF ADJACENT SURFACE (SHOULDER, BERM, OR GUTTER).  
- LAP JOINTS IN THE DIRECTION OF TRAFFIC FLOW.  
- SEE SHEET 4 FOR POST SECTIONS 1 THRU 9.



**PLAN VIEW**

**GUARDRAIL ANCHOR UNIT, TYPE III FOR ATTACHMENT TO  
RAIL ON APPROACH SLAB (25' MINIMUM LENGTH APPROACH SLAB)**

PROJECT SERVICES UNIT  
STANDARDS AND SPECIAL DESIGN  
Office 919-250-4128 FAX 919-250-4119

**SEE PLATE FOR TITLE**

ORIGINAL BY: 2002 STANDARDS DATE: 01-15-02  
MODIFIED BY: E.E. WARD DATE: 09-14-05  
CHECKED BY: J. H. HUNT DATE: 9/15/05  
FILE SPEC.: stds/02stdstodetails/english/862d03.dgn

