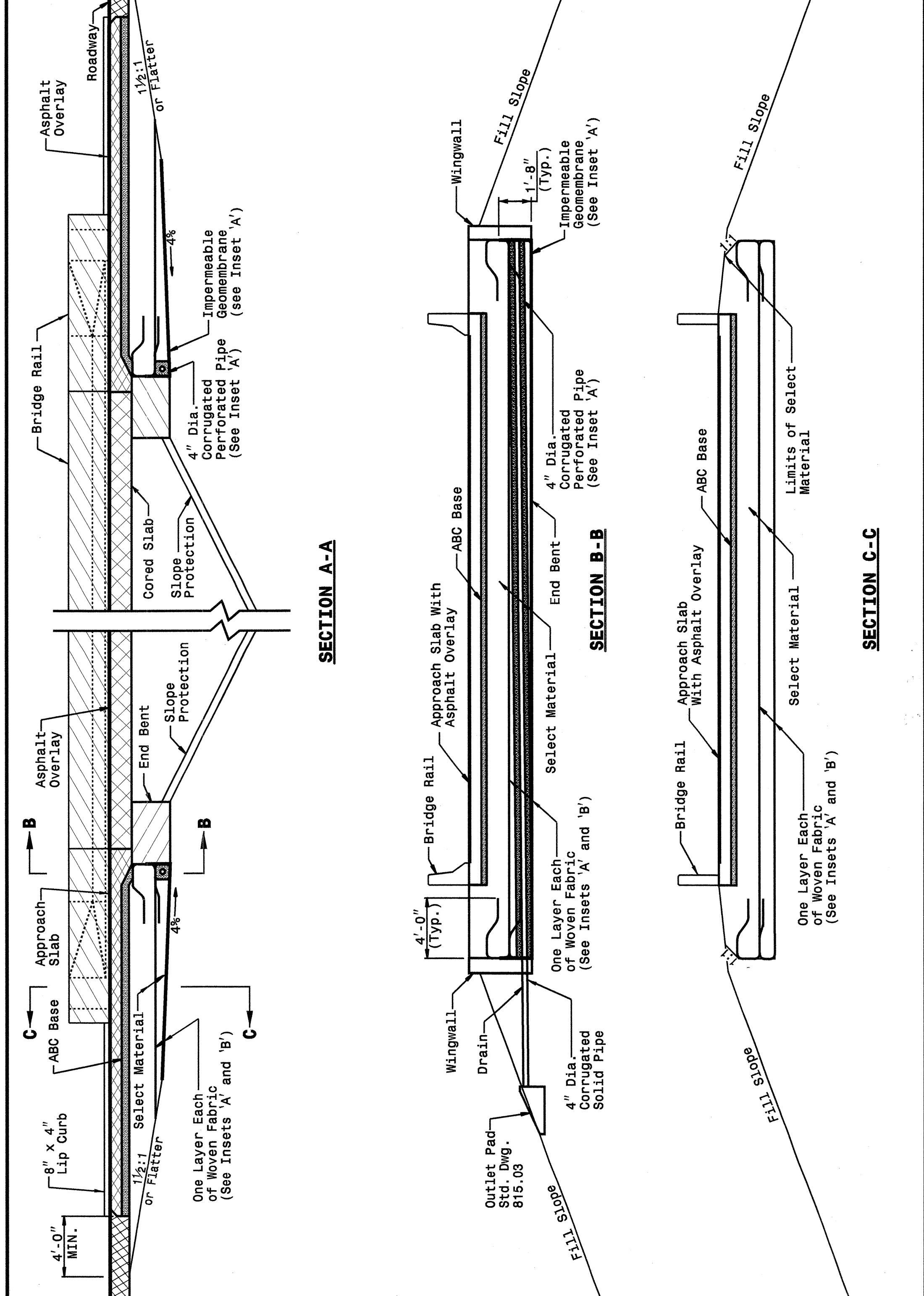


STATE OF NORTH CAROLINA DEPT. OF TRANSPORTATION DIVISION OF HIGHWAYS RALEIGH, N.C.

ENGLISH DETAIL DRAWING FOR REINFORCED BRIDGE APPROACH FILLS

CORED SLAB BRIDGES

SHEET 3 OF 4 422D10



STATE OF NORTH CAROLINA DEPT. OF TRANSPORTATION DIVISION OF HIGHWAYS RALEIGH, N.C.

ENGLISH DETAIL DRAWING FOR REINFORCED BRIDGE APPROACH FILLS

CORED SLAB BRIDGES

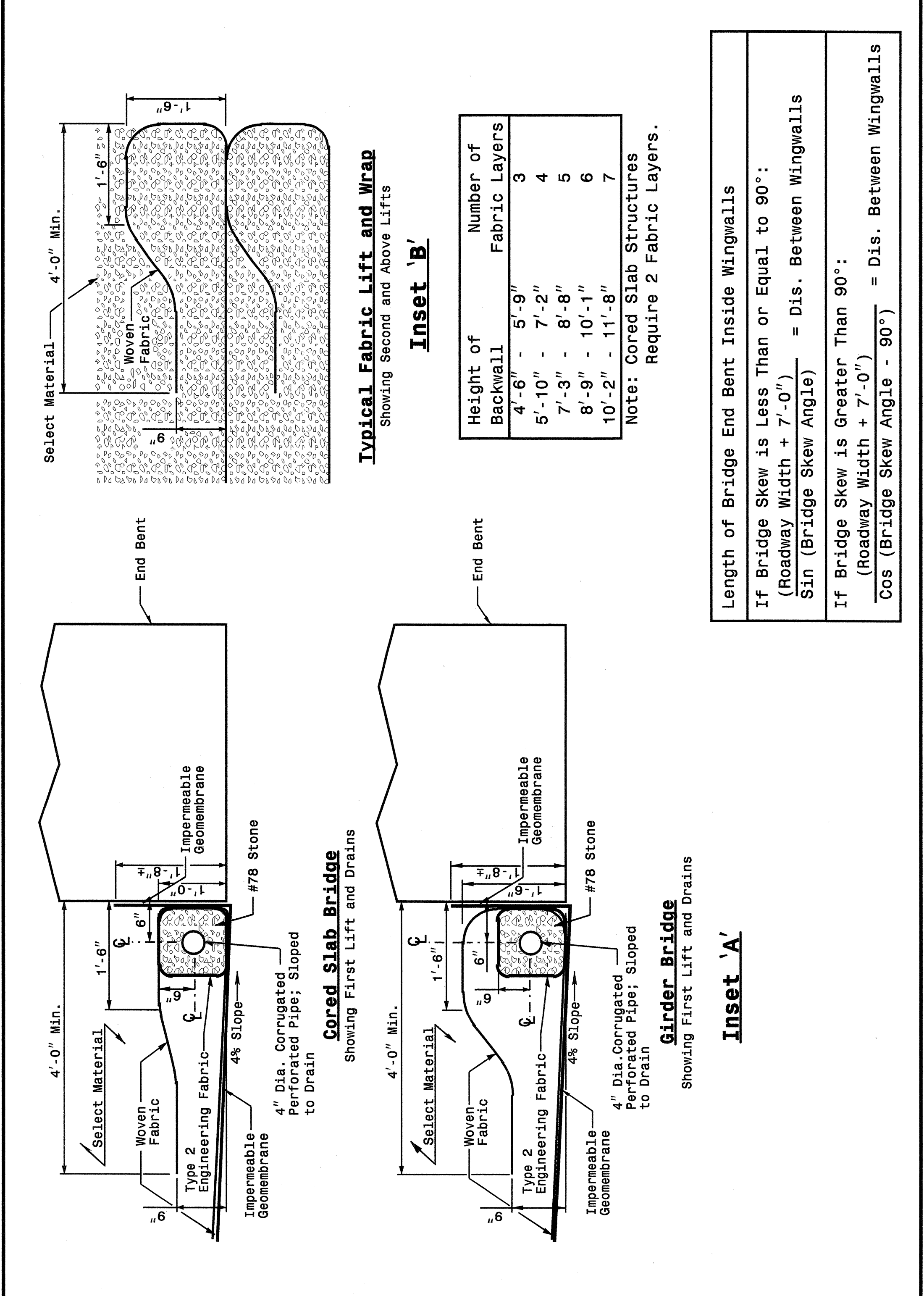
SHEET 3 OF 4 422D10

STATE OF NORTH CAROLINA DEPT. OF TRANSPORTATION DIVISION OF HIGHWAYS RALEIGH, N.C.

ENGLISH DETAIL DRAWING FOR REINFORCED BRIDGE APPROACH FILLS

INSETS AND CHARTS

SHEET 4 OF 4 422D10




STATE OF NORTH CAROLINA DEPT. OF TRANSPORTATION DIVISION OF HIGHWAYS RALEIGH, N.C.

ENGLISH DETAIL DRAWING FOR REINFORCED BRIDGE APPROACH FILLS

INSETS AND CHARTS

SHEET 4 OF 4 422D10

Length of Bridge End Bent Inside Wingwalls
If Bridge Skew is Less Than or Equal to 90°:
 $\frac{\text{Roadway Width} + 7'-0''}{\sin(\text{Bridge Skew Angle})} = \text{Dis. Between Wingwalls}$
If Bridge Skew is Greater Than 90°:
 $\frac{\text{Roadway Width} + 7'-0''}{\cos(\text{Bridge Skew Angle} - 90^\circ)} = \text{Dis. Between Wingwalls}$



PROJECT SERVICES UNIT
STANDARDS AND SPECIAL DESIGN
Office 919-250-4128 FAX 919-250-4119

SEE PLATE FOR TITLE

ORIGINAL BY: 2002 STANDARDS DATE: 01-15-02
MODIFIED BY: E.E. WARD DATE: 11-04-04
CHECKED BY: [Signature] DATE: 11-12-04
FILE SPEC.: stds/02stdstodetails/english/422d10.dgn

05-N01-2004-1429
W:\Special Details\stds\stds\02\stds to Special Details\english\422d10\0422d10.dgn
Standard A1 05212560