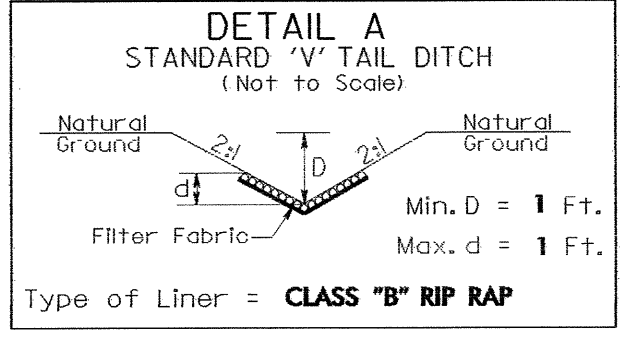

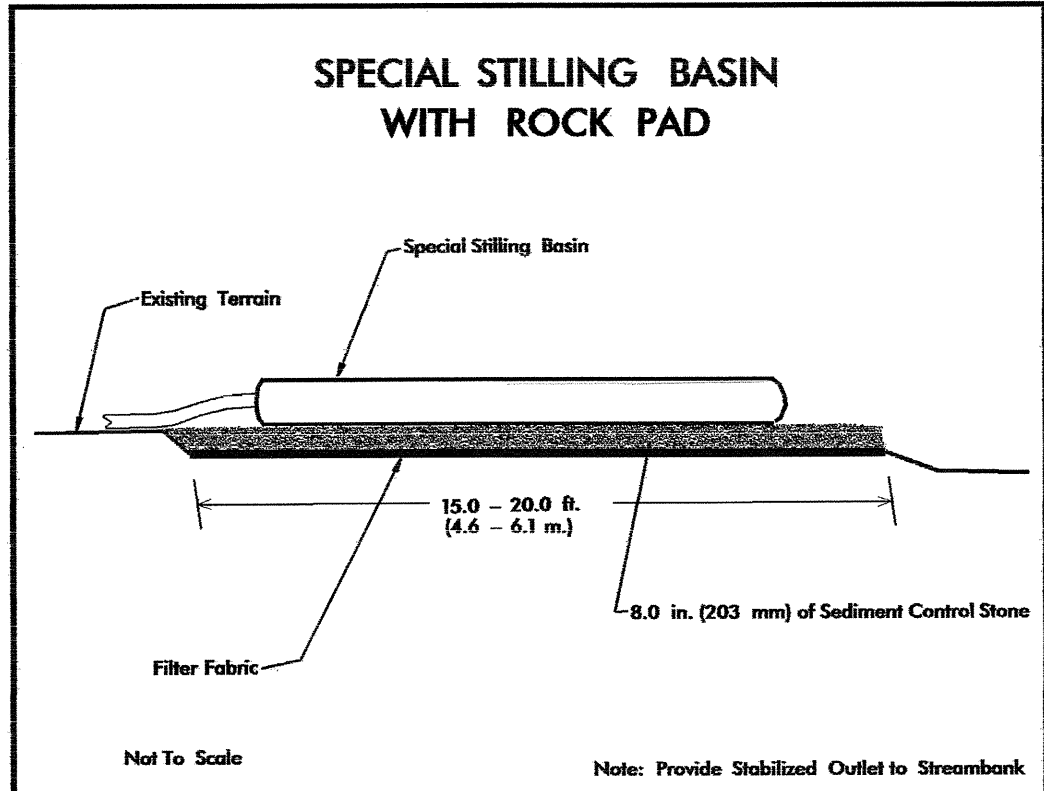


PROJECT REFERENCE NO.	SHEET NO.
B-3914	EC-3/CONST.4
RW SHEET NO.	
ROADWAY DESIGN ENGINEER	HYDRAULICS ENGINEER

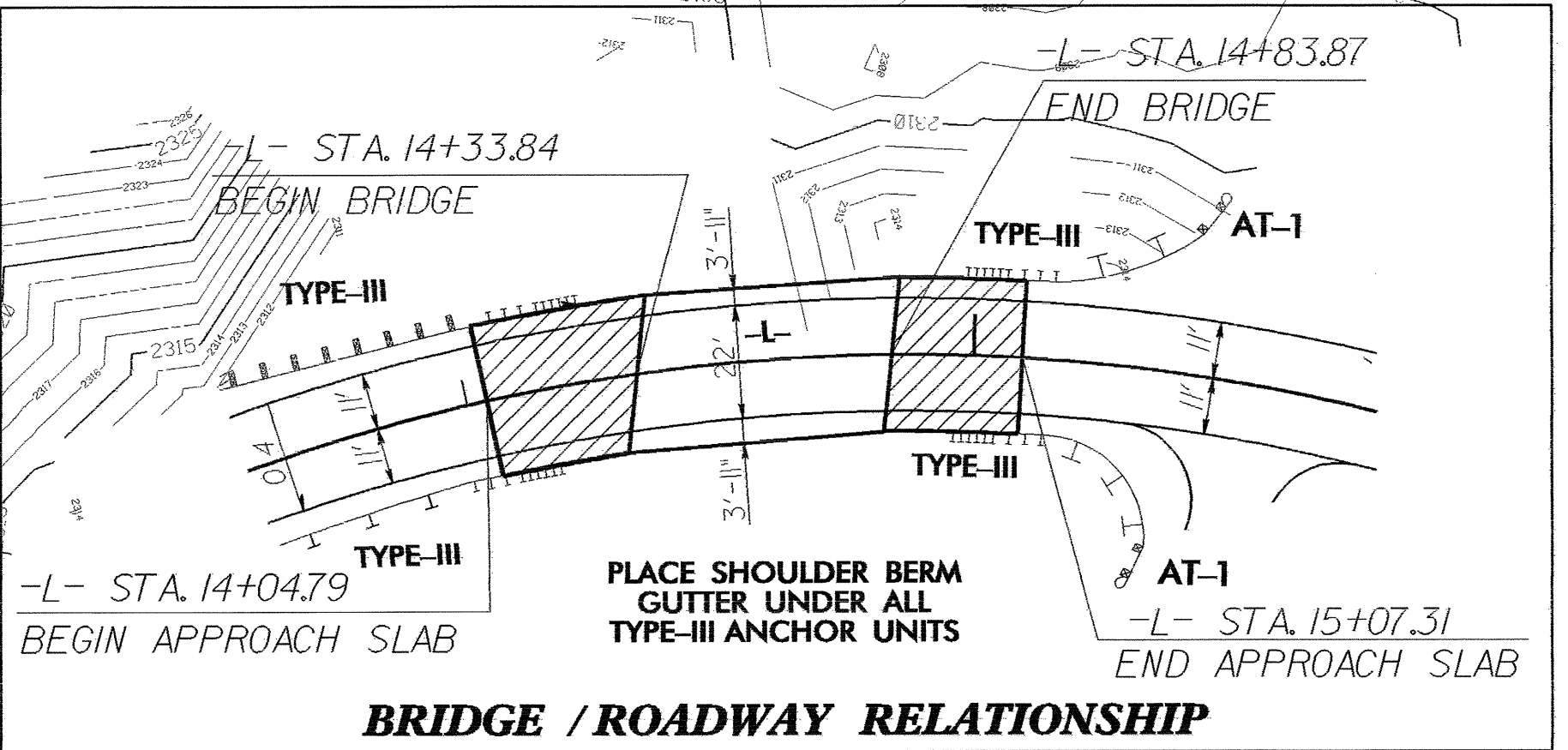
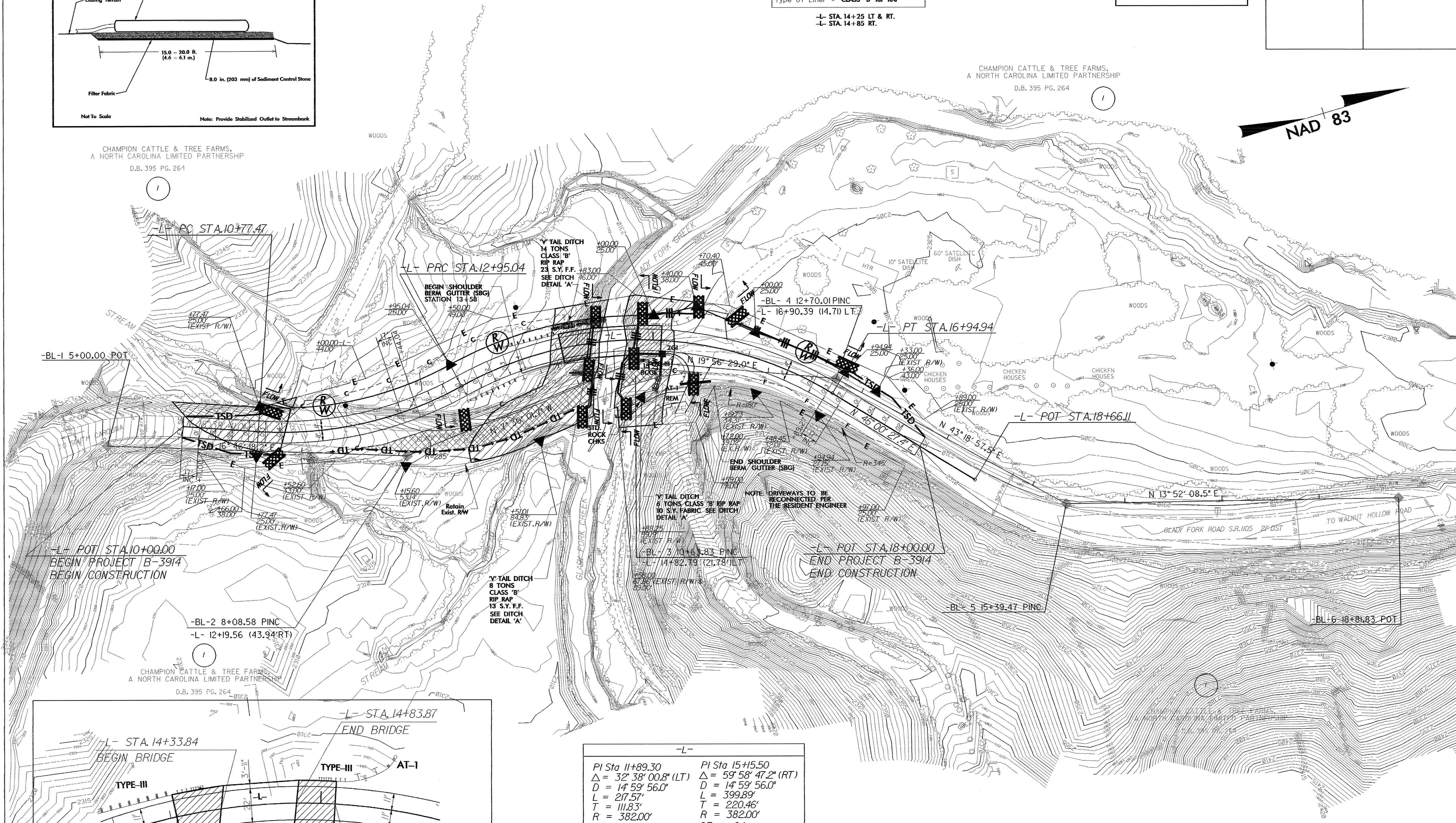



NOTE: PLACE TEMPORARY ROCK SEDIMENT DAMS TYPE-B AND TEMPORARY ROCK SILT CHECKS TYPE-A AT DRAINAGE OUTLETS.

CLEARING AND GRUBBING EROSION CONTROL FOR CONSTRUCTION SHEET 4

CHAMPION CATTLE & TREE FARMS,
A NORTH CAROLINA LIMITED PARTNERSHIP
D.B. 395 PG. 264

CHAMPION CATTLE & TREE FARMS,
A NORTH CAROLINA LIMITED PARTNERSHIP
D.B. 395 PG. 264



-L- PI Sta 11+89.30 $\Delta = 32^\circ 38' 00.8''$ (LT) $D = 14^\circ 59' 56.0''$ $L = 217.57'$ $T = 111.83'$ $R = 382.00'$ $SE = .04$ $RO = 68'$ $*V_{DES} = 30$ MPH	-L- PI Sta 15+15.50 $\Delta = 59^\circ 58' 47.2''$ (RT) $D = 14^\circ 59' 56.0''$ $L = 399.89'$ $T = 220.46'$ $R = 382.00'$ $SE = .04$ $RO = 68'$ $*V_{DES} = 30$ MPH
--	--

NOTE: UTILIZE SPECIAL STILLING BASIN AND TEMPORARY ROCK SILT CHECK TYPE - A AS STILLING BASIN, WHERE APPLICABLE.

NOTE: EXISTING BRIDGE TO BE REMOVED BY OTHERS.

* DESIGN SPEED EXCEPTION REQUIRED

SEE SHEET 5 FOR -L- PROFILE
SEE SHEET S- FOR STRUCTURE PLANS