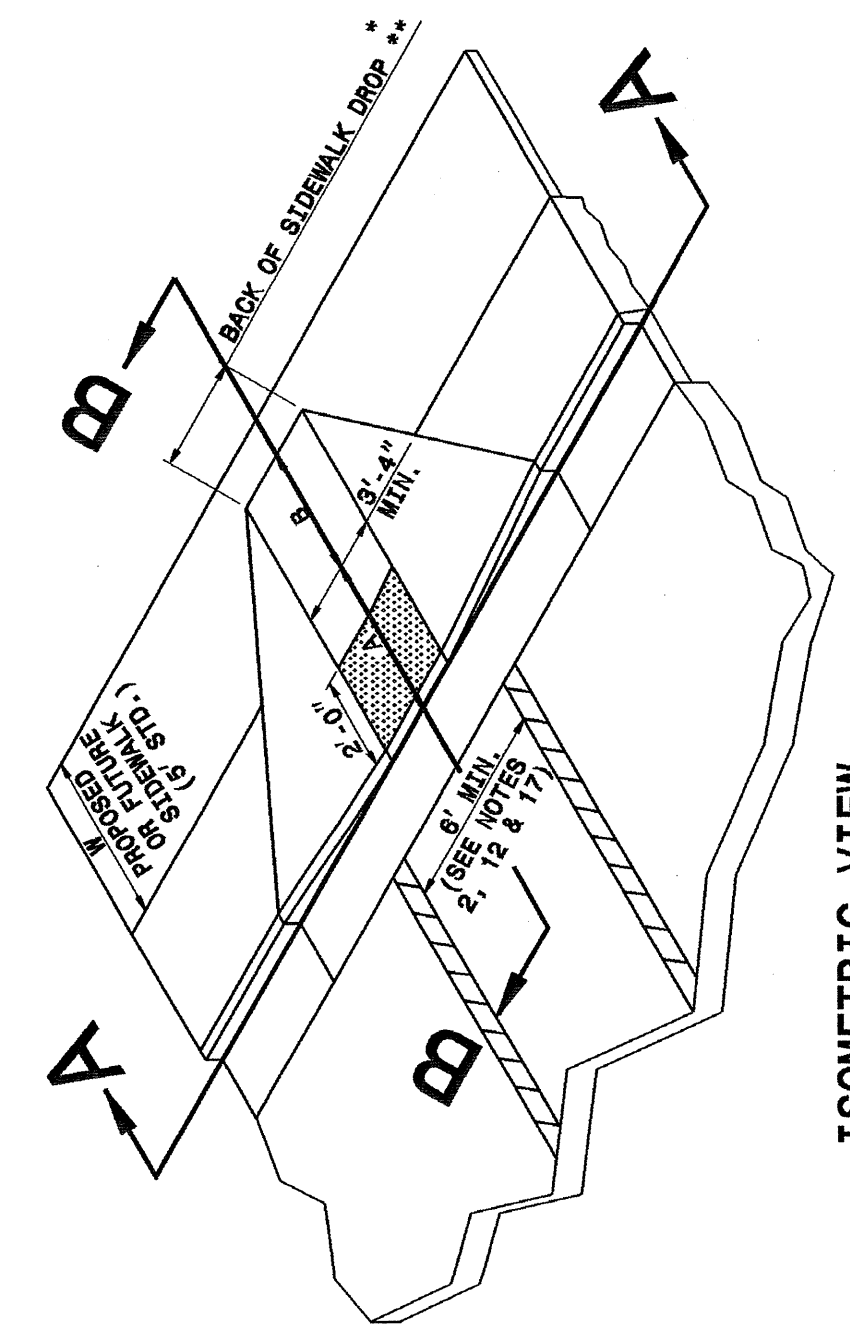


25-JUN-2003 09:54
 W:\Special Details\erickward\stds\02 Stds to Special Details\english\84805 0848d05.dgn
 erickward AT 05212280
 5/14/99

STATE OF NORTH CAROLINA
 DEPT. OF TRANSPORTATION
 DIVISION OF HIGHWAYS
 RALEIGH, N.C.

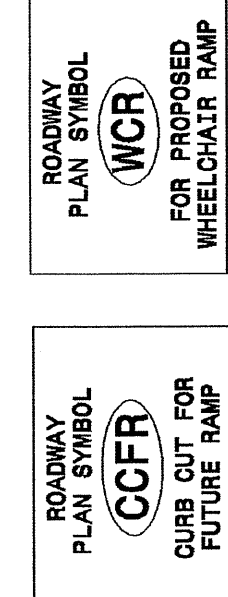
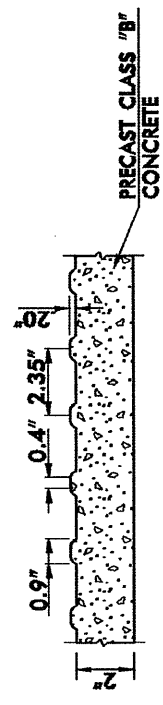
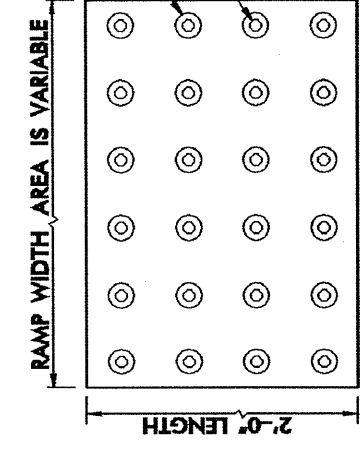
ENGLISH DETAIL DRAWING FOR
WHEELCHAIR RAMP
 CURB CUT

SHEET 1 OF 4
848D05



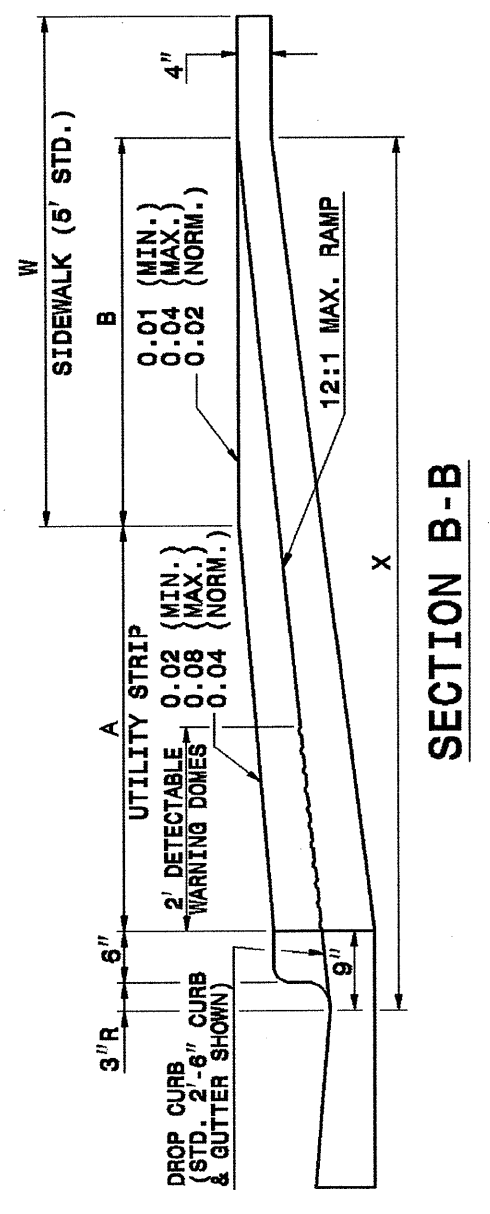
ISOMETRIC VIEW

- NOTES:
 1. DETECTABLE WARNING DOMES SHALL COVER 2'-0" LENGTH AND FULL WIDTH OF THE RAMP FLOOR AS SHOWN ON THE DETAILS.
 2. THE RAMP MAY BE YELLOW IN COLOR OR ANY COLOR WITH A 70% CONTRAST RATIO.

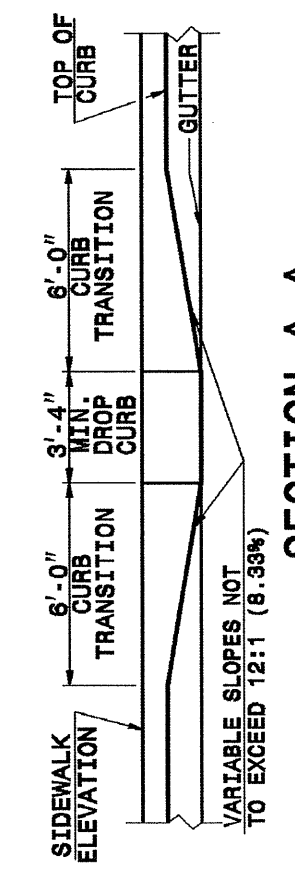


W	A	W+A+9"	X	B
5'	0.0'	5.0'	5.8'	5.0'
6'	0.0'	6.0'	6.8'	6.0'
7'	0.0'	7.0'	7.8'	6.5'
8'	0.0'	8.0'	8.8'	7.3'
9'	2.0'	11.0'	10.8'	8.1'
10'	2.5'	12.5'	11.3'	8.9'
11'	3.0'	14.0'	11.8'	9.7'
12'	3.5'	15.5'	12.3'	10.5'
13'	4.0'	17.0'	12.8'	11.3'
14'	4.5'	18.5'	13.3'	12.1'
15'	5.0'	20.0'	13.8'	12.9'

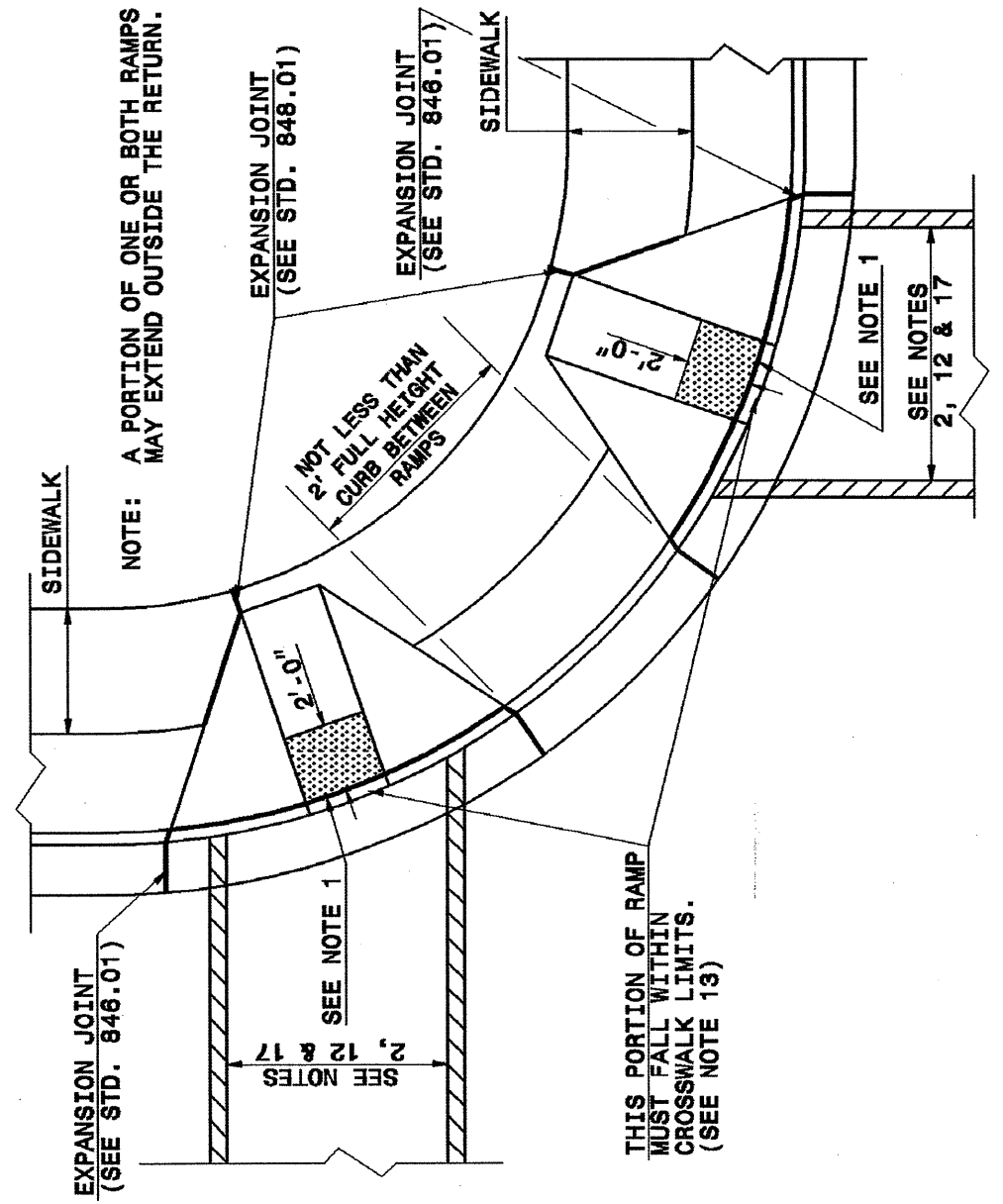
B = X - (A+9")
 B = DISTANCE FROM FRONT EDGE OF SIDEWALK TO BACK OF SIDEWALK DROP REQUIRED FOR ALL SIDEWALK SLOPES.
 ** BACK OF SIDEWALK DROP REQUIRED FOR SIDEWALK SLOPES 0.04.



SECTION B-B



SECTION A-A



PLAN VIEW

STATE OF NORTH CAROLINA
 DEPT. OF TRANSPORTATION
 DIVISION OF HIGHWAYS
 RALEIGH, N.C.

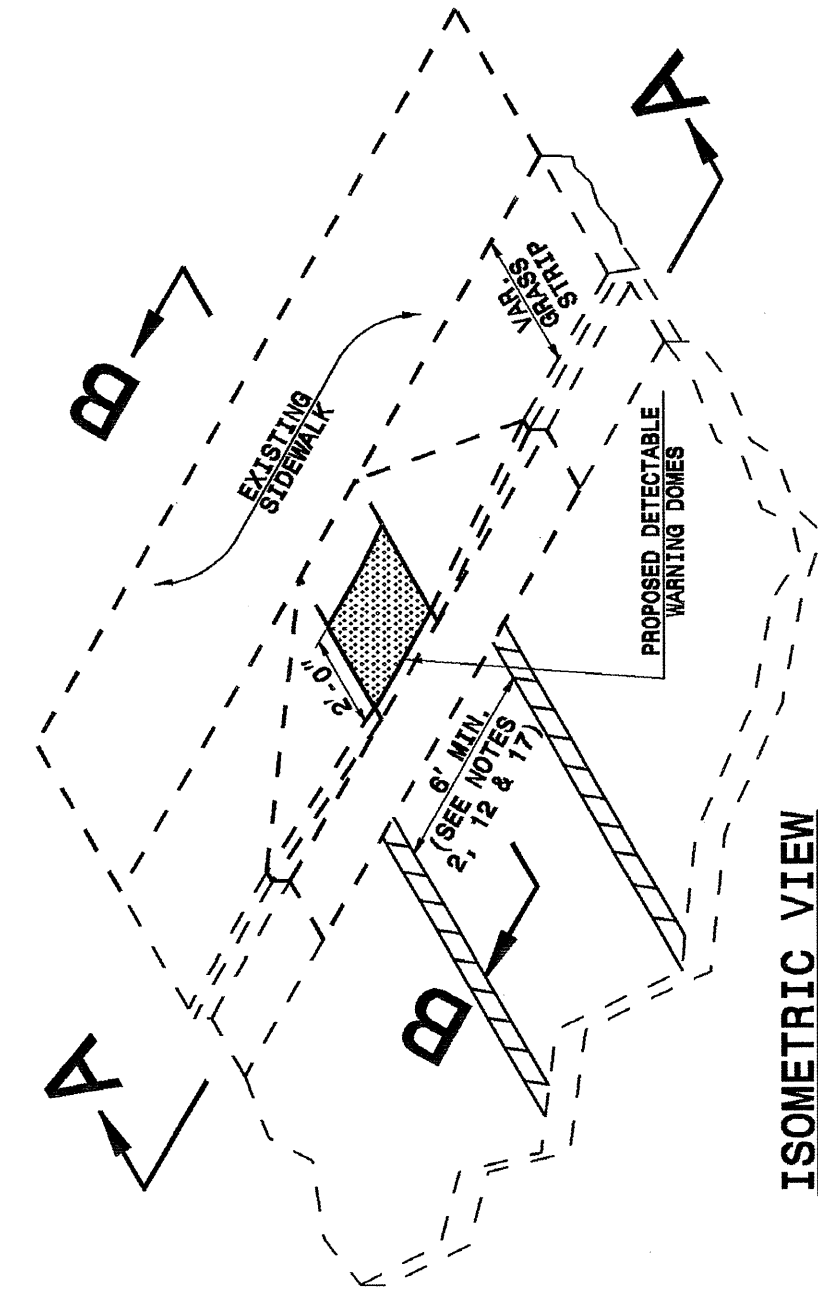
ENGLISH DETAIL DRAWING FOR
WHEELCHAIR RAMP
 CURB CUT

SHEET 1 OF 4
848D05

STATE OF NORTH CAROLINA
 DEPT. OF TRANSPORTATION
 DIVISION OF HIGHWAYS
 RALEIGH, N.C.

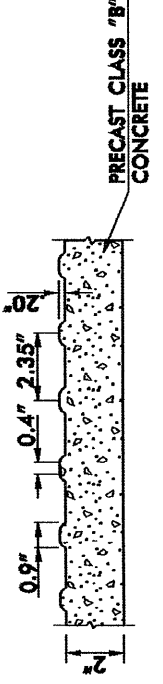
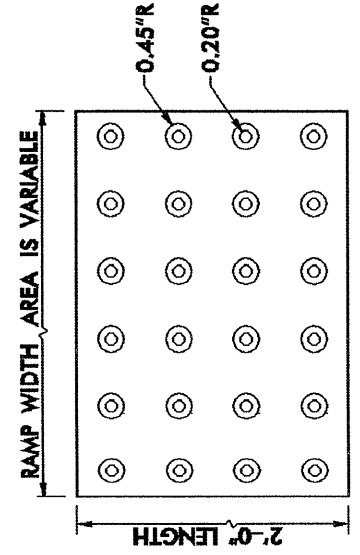
ENGLISH DETAIL DRAWING FOR
RETROFITTING DETECTABLE WARNING DOMES
 ONTO EXISTING WHEELCHAIR RAMP
 CURB CUT

SHEET 2 OF 4
848D05



ISOMETRIC VIEW

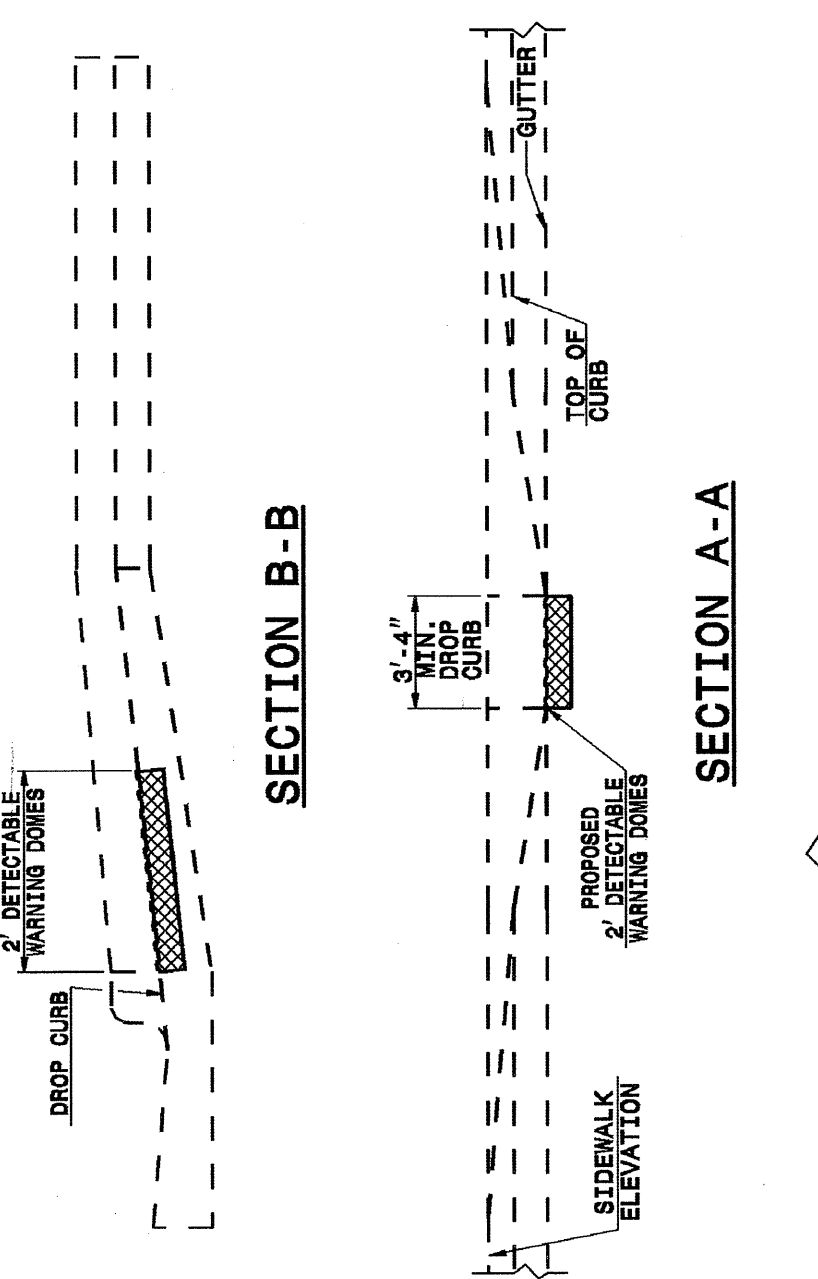
- NOTES:
 1. DETECTABLE WARNING DOMES SHALL COVER 2'-0" LENGTH AND FULL WIDTH OF THE RAMP FLOOR AS SHOWN ON THE DETAILS.
 2. THE RAMP MAY BE YELLOW IN COLOR OR ANY COLOR WITH A 70% CONTRAST RATIO.



STATE OF NORTH CAROLINA
 DEPT. OF TRANSPORTATION
 DIVISION OF HIGHWAYS
 RALEIGH, N.C.

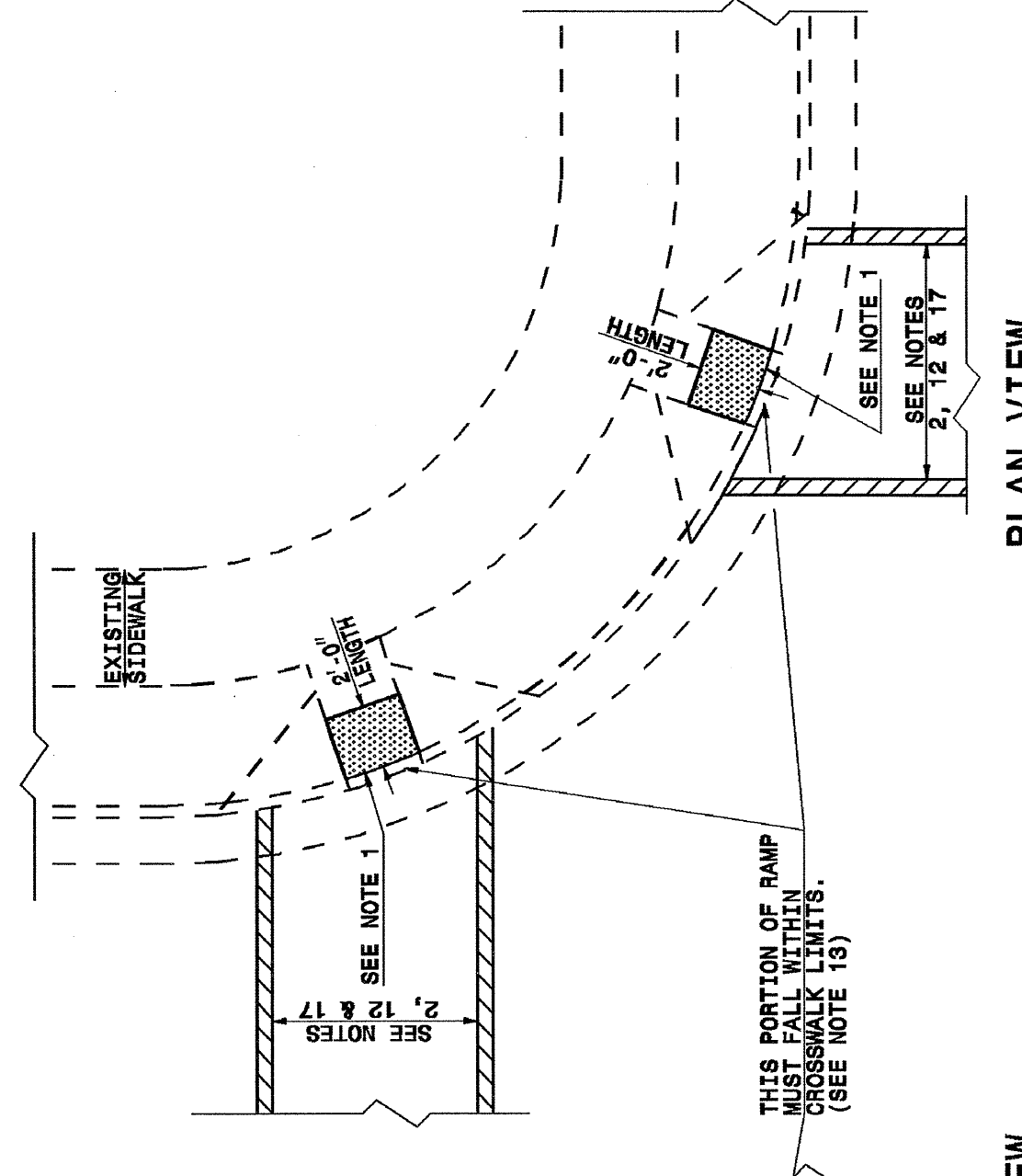
ENGLISH DETAIL DRAWING FOR
RETROFITTING DETECTABLE WARNING DOMES
 ONTO EXISTING WHEELCHAIR RAMP
 CURB CUT

SHEET 2 OF 4
848D05



SECTION B-B

SECTION A-A



PLAN VIEW

DUAL RAMPS
 ANY RADI
 (40" MIN. FLOOR WIDTH)

PLAN VIEW

DIAGONAL RAMP
 MAX. 28' RADI
 (60" MIN. FLOOR WIDTH)

DESIGN SERVICES UNIT
 STANDARDS AND SPECIAL DESIGN
 Office 919-250-4128 FAX 919-250-4119

SEE PLATE FOR TITLE

ORIGINAL BY: 2002 STD. 848.05 DATE:
 MODIFIED BY: E.E. WARD DATE: 06-18-03
 CHECKED BY: DATE:
 FILE SPEC.: /usr/stds/02todetail/eng1ish/84805/848d05.dgn

