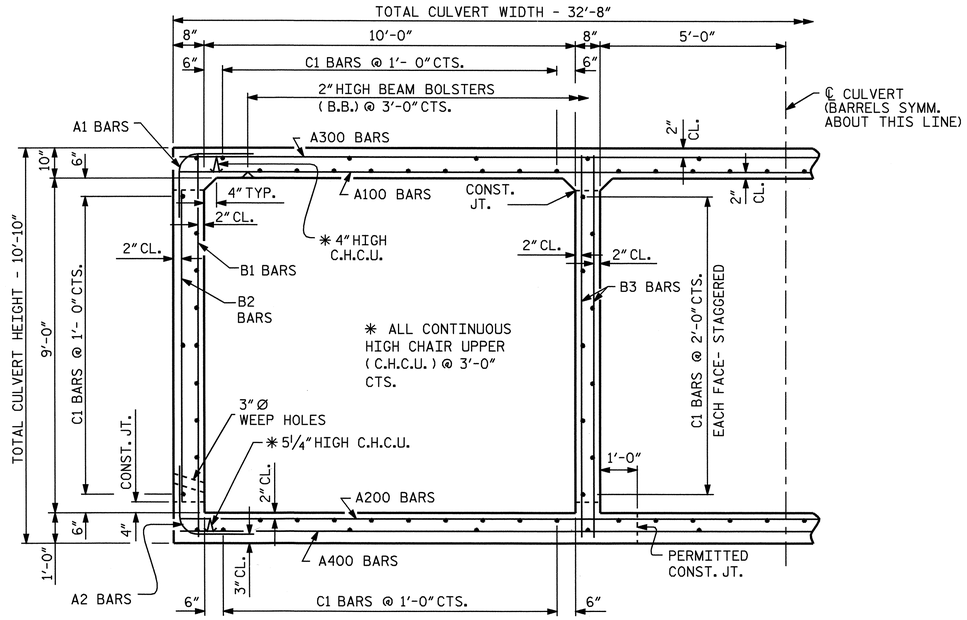

RIGHT ANGLE SECTION OF BARREL

THERE ARE 118 "C" BARS IN SECTION OF BARREL.

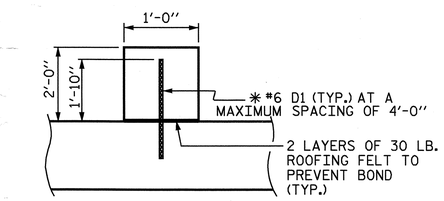

✱ DOWELS MAY BE PUSHED INTO GREEN CONCRETE AFTER SLAB HAS BEEN FLOAT FINISHED.

SECTION THROUGH HIGH SILL

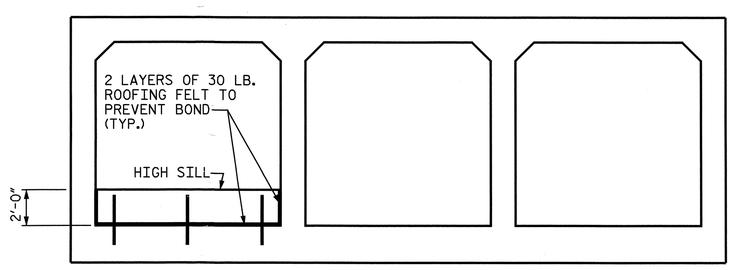

ELEVATION

CULVERT SILL DETAILS

SPLICE LENGTH CHART		
BAR	SIZE	SPLICE LENGTH
A200	#5	1'-9"
A400	#7	3'-1"
B1	#4	1'-9"
B3	#6	2'-4"
C1	#4	1'-11"

BILL OF MATERIAL

BAR	NO.	SIZE	TYPE	LENGTH	WEIGHT	BAR	NO.	SIZE	TYPE	LENGTH	WEIGHT
A1	526	#5	6	4'-7"	2515	A300	202	#7	STR	32'-3"	13316
A2	526	#5	6	4'-8"	2560	A301	6	#7	STR	30'-7"	375
						A302	6	#7	STR	28'-11"	355
A100	188	#6	STR	32'-3"	9107	A303	6	#7	STR	27'-4"	335
A101	6	#6	STR	30'-5"	274	A304	6	#7	STR	25'-8"	315
A102	6	#6	STR	28'-8"	258	A305	6	#7	STR	24'-1"	295
A103	6	#6	STR	26'-11"	243	A306	6	#7	STR	22'-5"	275
A104	6	#6	STR	25'-2"	227	A307	6	#7	STR	20'-10"	255
A105	6	#6	STR	23'-5"	211	A308	6	#7	STR	19'-2"	235
A106	6	#6	STR	21'-8"	195	A309	6	#7	STR	17'-7"	216
A107	6	#6	STR	19'-11"	179	A310	6	#7	STR	15'-11"	195
A108	6	#6	STR	18'-2"	164	A311	6	#7	STR	14'-4"	176
A109	6	#6	STR	16'-5"	148	A312	6	#7	STR	12'-8"	155
A110	6	#6	STR	14'-8"	132	A313	6	#7	STR	11'-1"	136
A111	6	#6	STR	12'-11"	116	A314	6	#7	STR	9'-5"	115
A112	6	#6	STR	11'-2"	101	A315	6	#7	STR	7'-10"	96
A113	6	#6	STR	9'-5"	85	A316	6	#7	STR	6'-2"	76
A114	6	#6	STR	7'-8"	69	A317	6	#7	STR	4'-7"	56
A115	6	#6	STR	5'-11"	53	A318	6	#7	STR	2'-11"	36
A116	6	#6	STR	4'-2"	38						
A117	6	#6	STR	2'-5"	22	A400	202	#7	STR	32'-3"	13316
						A401	6	#7	STR	30'-7"	375
A200	175	#5	STR	32'-3"	5886	A402	6	#7	STR	28'-11"	355
A201	4	#5	STR	30'-11"	129	A403	6	#7	STR	27'-4"	335
A202	4	#5	STR	29'-8"	124	A404	6	#7	STR	25'-8"	315
A203	4	#5	STR	28'-5"	119	A405	6	#7	STR	24'-1"	295
A204	4	#5	STR	27'-2"	113	A406	6	#7	STR	22'-5"	275
A205	4	#5	STR	25'-11"	108	A407	6	#7	STR	20'-10"	255
A206	4	#5	STR	24'-8"	103	A408	6	#7	STR	19'-2"	235
A207	4	#5	STR	23'-5"	98	A409	6	#7	STR	17'-7"	216
A208	4	#5	STR	22'-2"	92	A410	6	#7	STR	15'-11"	195
A209	4	#5	STR	20'-11"	87	A411	6	#7	STR	14'-4"	176
A210	4	#5	STR	19'-8"	82	A412	6	#7	STR	12'-8"	155
A211	4	#5	STR	18'-5"	77	A413	6	#7	STR	11'-1"	136
A212	4	#5	STR	17'-2"	72	A414	6	#7	STR	9'-5"	115
A213	4	#5	STR	15'-11"	66	A415	6	#7	STR	7'-10"	96
A214	4	#5	STR	14'-8"	61	A416	6	#7	STR	6'-2"	76
A215	4	#5	STR	13'-5"	56	A417	6	#7	STR	4'-7"	56
A216	4	#5	STR	12'-2"	51	A418	6	#7	STR	2'-11"	36
A217	4	#5	STR	10'-11"	46						
A218	4	#5	STR	9'-8"	40	B1	284	#4	STR	10'-4"	1960
A219	4	#5	STR	8'-5"	35	B2	526	#4	STR	8'-4"	2928
A220	4	#5	STR	7'-2"	30	B3	684	#6	STR	10'-4"	10616
A221	4	#5	STR	5'-11"	25						
A222	4	#5	STR	4'-8"	19	C1	708	#4	STR	25'-4"	11981
A223	4	#5	STR	3'-5"	14						
A224	4	#5	STR	2'-2"	9	D1	3	#6	STR	2'-6"	11
						G1	8	#5	STR	45'-8"	381
						S2	12	#8	STR	45'-8"	1463
						REINFORCING STEEL					87605 LBS

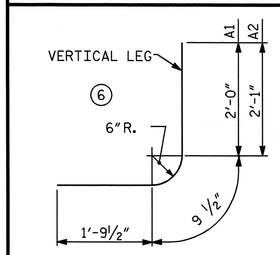

BAR TYPE

BAR DIMENSIONS ARE OUT TO OUT

PROJECT NO. B-3651

GUILFORD COUNTY

STATION: 17+06.68 -L-

SHEET 3 OF 4

STATE OF NORTH CAROLINA
DEPARTMENT OF TRANSPORTATION
RALEIGH

TRIPLE 10 FT. X 9 FT. CONCRETE BOX CULVERT

NORTH CAROLINA PROFESSIONAL SEAL 11259 ENGINEER DAVID R. ANDERSON

3-30-04

REVISIONS						SHEET NO.
NO.	BY:	DATE:	NO.	BY:	DATE:	C-3
1			3			TOTAL SHEETS
2			4			4

DRAWN BY : J. L. WALTON DATE : 10/6/03
CHECKED BY : M.A. ALLEN DATE : 2/4/04

11-MAR-2004 09:09
W:\SquadM\b3651\jwalton\B-3651_sd_CU_01.dgn
jwalton