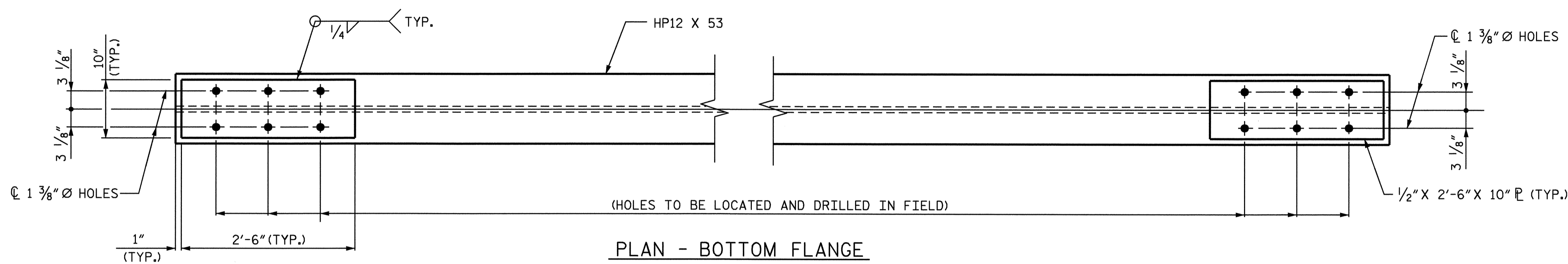
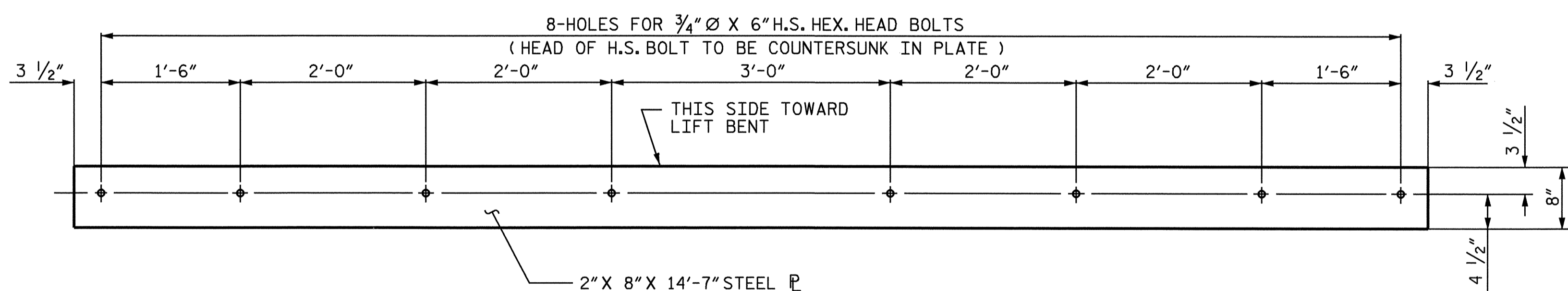


PLAN - TOP FLANGE
(LIFT BEAM)



PLAN - BOTTOM FLANGE
(LIFT BEAM)

DETAIL "L"



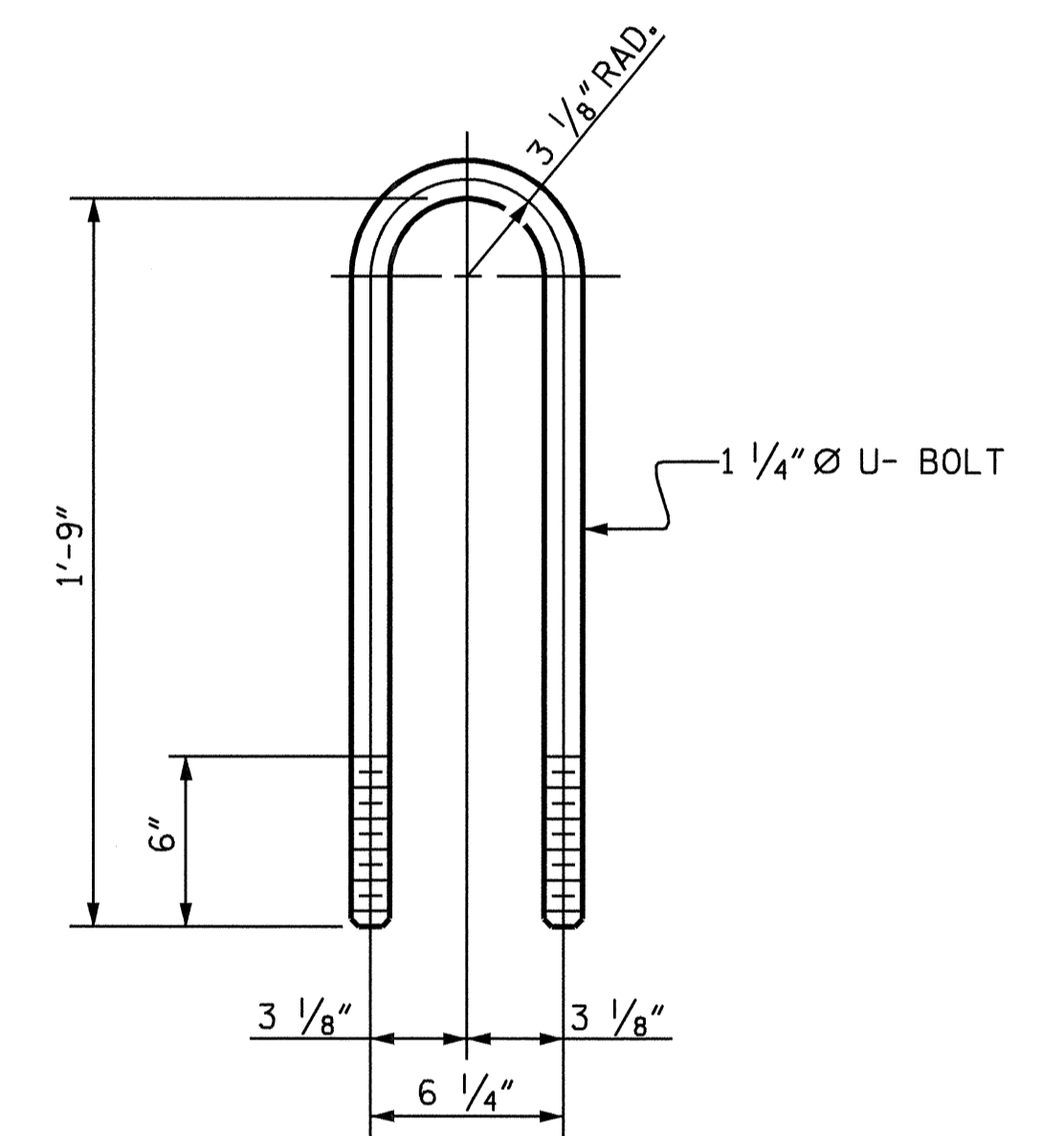
PLAN

DETAIL "R"

NOTE: THE CONTRACTOR SHALL USE AN ADHESIVE BONDING SYSTEM FOR ANCHORING THE 2" PLATE TO THE CORED SLAB UNITS. SEE SPECIAL PROVISIONS. "FOR ADHESIVELY ANCHORED ANCHOR BOLTS OR DOWELS". THE REQUIRED DESIGN LOAD OF THE 3/4" Ø BOLT IS 12 KIPS.
THE 2" X 8" X 14'-7" STEEL PL SHALL BE INSTALLED AT ALL RAMPS.

BILL OF MATERIAL (ONE RAMP)	
* STRUCTURAL STEEL (ONE RAMP)	APPROX. LBS. 41,600

* INCLUDES FLOOR PL'S, 2" X 8" X 14'-7" PL, 4" Ø EXTRA STRONG PIPE, CHAINS, SHACKLES, AND BEARINGS.



DETAIL OF U-BOLT
FOR LIFT AND BEAM


THE CONTRACTOR'S ATTENTION IS CALLED TO THE FACT THAT THE HOLES IN THE HP 12 X 53 SHALL BE FIELD DRILLED.

PROJECT NO. F-4700
CURRITUCK COUNTY
STATION: 10+00.00 -RP2-

SHEET 8 OF 8

STATE OF NORTH CAROLINA
DEPARTMENT OF TRANSPORTATION
RALEIGH

KNOTTS ISLAND
FERRY RAMP



DRAWN BY: K. McCAULEY DATE: 9/13/04
CHECKED BY: O. PUIGCERVER DATE: 9/24/04

24-NOV-2004 10:09
W:\squadp\F4700\kmccauley\Str. 2\Microstation\F4700.sd.FR.02.dgn
kmccauley

REVISIONS						SHEET NO.
NO.	BY:	DATE:	NO.	BY:	DATE:	S-45
1			3			TOTAL SHEETS
2			4			56