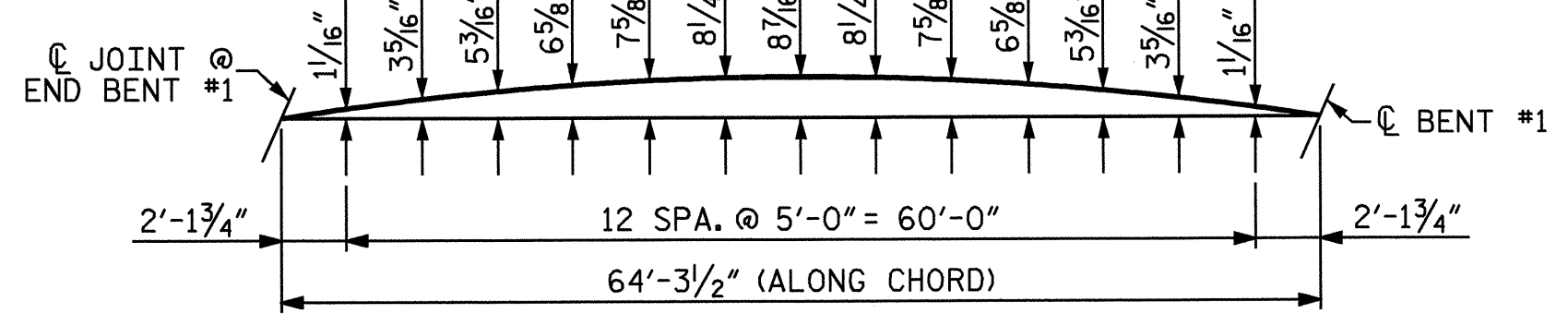
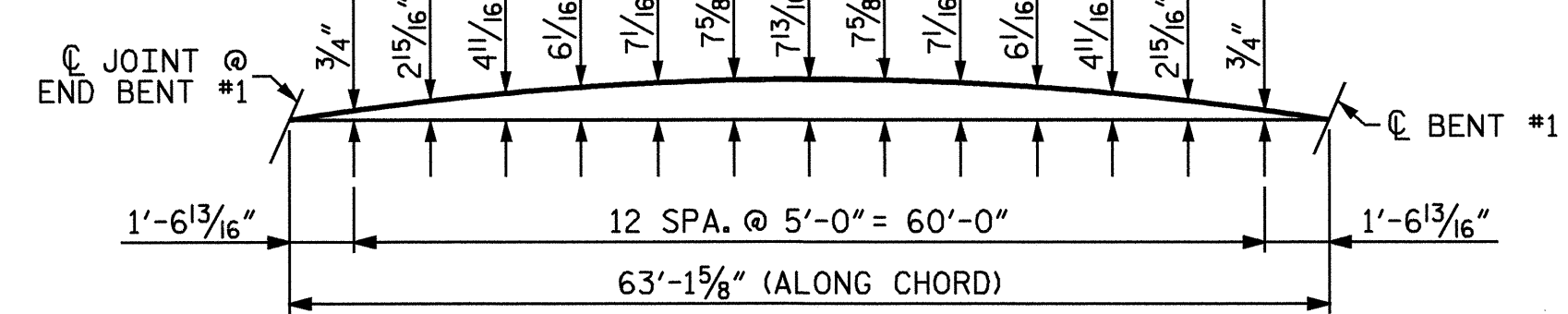
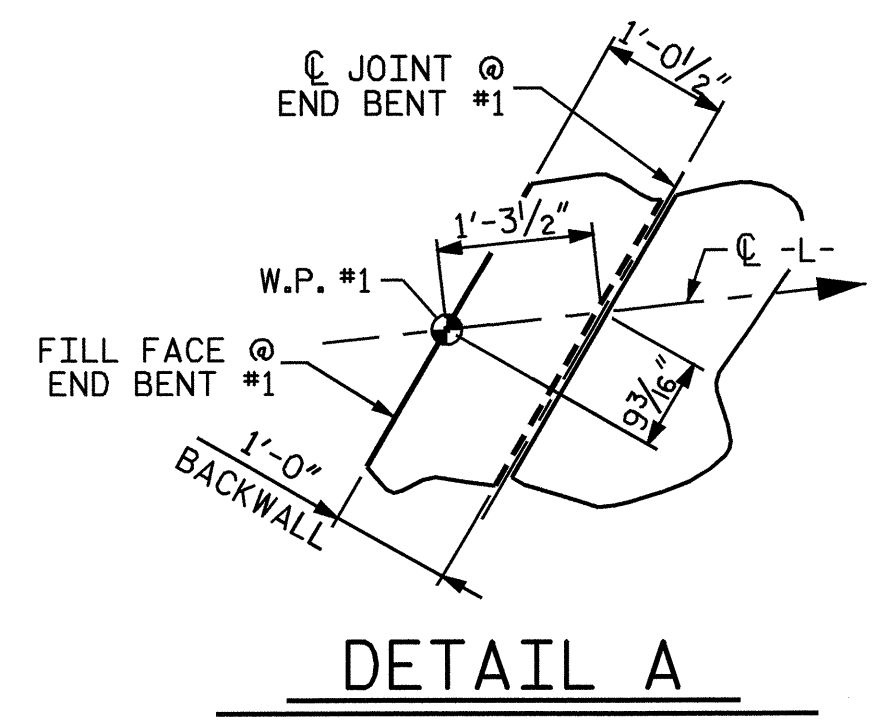


**PLAN OF SPAN A**

\* DIMENSIONS ARE TO CIRCLES CONCENTRIC WITH C-L- GIRDERS ARE ON THE CHORDS OF THESE CONCENTRIC CIRCLES.  
 Δ ARC DIMENSION ALONG GUTTERLINE  
 "A" BARS ARE ALONG LONG CHORD & PERPENDICULAR TO LONG CHORD.



**ARC OFFSETS**  
(LEFT SIDE)


**ARC OFFSETS**  
(RIGHT SIDE)

PROJECT NO. B-3506  
RANDOLPH COUNTY  
 STATION: 17+97.50 -L-

SHEET 1 OF 3

STATE OF NORTH CAROLINA  
 DEPARTMENT OF TRANSPORTATION  
 RALEIGH  
 SUPERSTRUCTURE

**PLAN OF SPAN A**



REVISIONS						SHEET NO.	
NO.	BY:	DATE:	NO.	BY:	DATE:	S-7	
1			3			TOTAL SHEETS	
2			4			35	