

SIGN NUMBER: 465
 TYPE: E
 QUANTITY: 2
 SIGN WIDTH: 2'-0"
 HEIGHT: 1'-6"
 TOTAL AREA: 3.0 Sq.Ft.
 BORDER TYPE: FLUSH
 RECESS: 0.375"
 WIDTH: 0.625"
 RADII: 1.5"
 NO. Z BARS:
 LENGTH:

BACKG COLOR: FLOURESCENT YELLOW GREEN
 COPY COLOR: BLACK

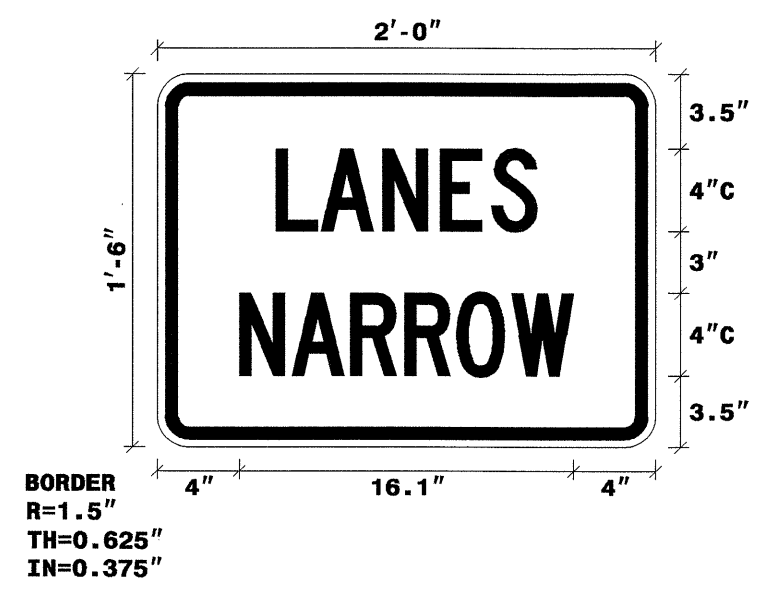
SYMBOL	X	Y	WID	HT

MAT'L: 0.063" (1.6 mm) ALUMINUM

DESIGN BY: S. JOHNS
 PROJECT ID: U-4010

CHECKED BY: M. EATON
 DIV: 5

STD #:
 DATE: Jun 03,2004



USE NOTES: 2, 4
 1. Legend and border shall be direct applied Type III reflective sheeting.
 2. Legend and border shall be direct applied non-reflective sheeting.
 3. Shields shall be Type III reflective sheeting on 0.032" (0.8mm) aluminum and demountable.
 4. Background shall be Type IX reflective sheeting.
 5. Background shall be Type I reflective sheeting.
 6. Center arrow(s) vertically on sign.
 7. Bottom panel shall be yellow Type III sheeting. Legend shall be direct applied black non-reflective sheeting. Yellow panel is:

LETTER POSITIONS

Letter spacings are to start of next letter

	L	A	N	E	S					Series/Size Text Length
5.7	2.2	3	2.8	2.5	2.2	5.7				C4 12.6
	N	A	R	R	O	W				C4 16.1
4	2.5	2.8	2.6	2.5	2.6	3	4			

Spacing Factor is 1 unless specified otherwise

SIGN NUMBER: 464
 TYPE: E
 QUANTITY: 4
 SIGN WIDTH: 2'-0"
 HEIGHT: 1'-6"
 TOTAL AREA: 3.0 Sq.Ft.
 BORDER TYPE: FLUSH
 RECESS: 0.375"
 WIDTH: 0.625"
 RADII: 1.5"
 NO. Z BARS:
 LENGTH:

BACKG COLOR: FLOURESCENT YELLOW GREEN
 COPY COLOR: BLACK

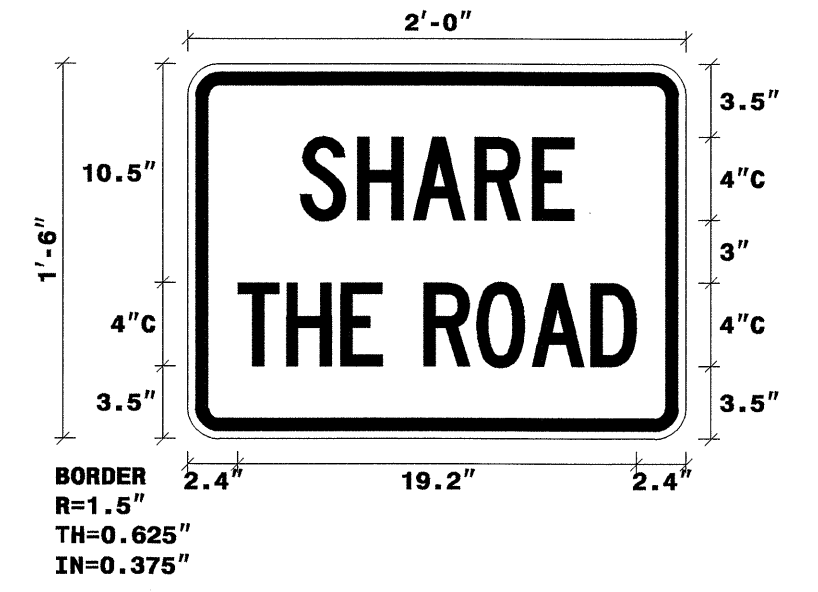
SYMBOL	X	Y	WID	HT

MAT'L: 0.063" (1.6 mm) ALUMINUM

DESIGN BY: S. JOHNS
 PROJECT ID: U-4010

CHECKED BY: M. EATON
 DIV: 5

STD #:
 DATE: Jun 03,2004




USE NOTES: 2, 4
 1. Legend and border shall be direct applied Type III reflective sheeting.
 2. Legend and border shall be direct applied non-reflective sheeting.
 3. Shields shall be Type III reflective sheeting on 0.032" (0.8mm) aluminum and demountable.
 4. Background shall be Type IX reflective sheeting.
 5. Background shall be Type I reflective sheeting.
 6. Center arrow(s) vertically on sign.
 7. Bottom panel shall be yellow Type III sheeting. Legend shall be direct applied black non-reflective sheeting. Yellow panel is:

LETTER POSITIONS

Letter spacings are to start of next letter

	S	H	A	R	E					Series/Size Text Length
5.4	2.8	2.7	3	2.8	2	5.4				C4 13.2
	T <td>H <td>E <td>R <td>O <td>A <td>D</td> <td></td> <td></td> <td>C4 19.2</td> </td></td></td></td></td>	H <td>E <td>R <td>O <td>A <td>D</td> <td></td> <td></td> <td>C4 19.2</td> </td></td></td></td>	E <td>R <td>O <td>A <td>D</td> <td></td> <td></td> <td>C4 19.2</td> </td></td></td>	R <td>O <td>A <td>D</td> <td></td> <td></td> <td>C4 19.2</td> </td></td>	O <td>A <td>D</td> <td></td> <td></td> <td>C4 19.2</td> </td>	A <td>D</td> <td></td> <td></td> <td>C4 19.2</td>	D			C4 19.2
2.4	2.4	2.6	2	2	2.5	2.6	2.9	2.2	2.4	

Spacing Factor is 1 unless specified otherwise



TYPE "E" SIGN DESIGNS