MULKEY
ENGINEERS & CONSULTANTS
PO Box 33127
RALEIGH, N.C. 27636
(919) 851-1912
(919) 851-1918 (FAX)
WWW.MULKEYINC.COM

PROJECT REFERENCE NO.	SHEET NO.
B-3157	2-I

HYDRAULICS ENGINEER
NORTH CAROLINA PROFESSIONAL SEAL 25506 ENGINEER JENNY SUMMERLIN FLEMING
8/3/04

ROADWAY DESIGN ENGINEER
NORTH CAROLINA PROFESSIONAL SEAL 19561 ENGINEER TIMOTHY SCOTT HAYES
8/3/04

REVISIONS

DITCH DETAIL 'A'
SPECIAL 2' BASE DITCH W/ CLASS 'B' RIP RAP
(NOT TO SCALE)

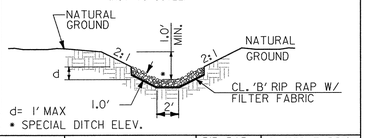

LINE	STA. TO STA.	RIP RAP (TONS)	FILTER FABRIC (SQ. YDS.)
-L-	27+75 - 28+34 LT.	30	75

DITCH DETAIL 'B'
SPECIAL 3' BASE DITCH W/ CL. 'B' RIP RAP
(NOT TO SCALE)

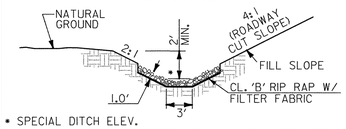

LINE	STA. TO STA.	RIP RAP (TONS)	FILTER FABRIC (SQ. YDS.)
-Y1-	14+65 - 15+50 LT.	45	150

DITCH DETAIL 'C'
LATERAL 3' BASE DITCH W/ CLASS 'B' RIP RAP
(NOT TO SCALE)

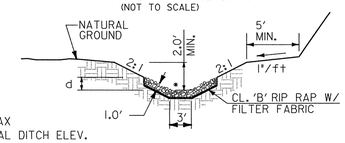

LINE	STA. TO STA.	D.D.E. (CU. YDS.)	RIP RAP (TONS)	FILTER FABRIC (SQ. YDS.)
-Y1-	15+50 - 16+50 LT.	85	75	190

DITCH DETAIL 'D'
5' BASE CHANNEL
(NOT TO SCALE)

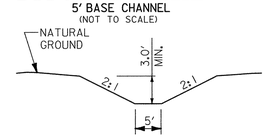

LINE	STA. TO STA.	D.D.E. (CU. YDS.)
-Y2-	12+10 RT.	75

DITCH DETAIL 'E'
LATERAL 2' BASE DITCH
(NOT TO SCALE)

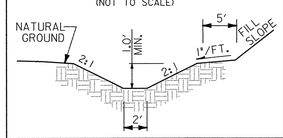

LINE	STA. TO STA.	D.D.E. (CU. YDS.)
-Y2-	10+65 - 11+00 LT.	26

DITCH DETAIL 'F'
CLASS I RIP RAP @ EMBANKMENT
(NOT TO SCALE)

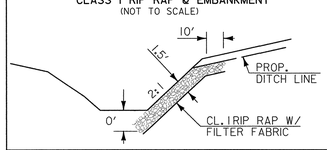

LINE	STA. TO STA.	RIP RAP (TONS)	FILTER FABRIC (SQ. YDS.)
-Y2-	12+00 RT.	40	75
-Y2-	12+15 RT.	40	75

DITCH DETAIL 'G'
CLASS I RIP RAP @ OUTLET
(NOT TO SCALE)

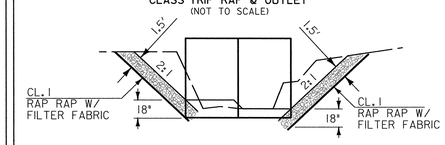

LINE	STA. TO STA.	D.D.E. (CU. YDS.)	RIP RAP (TONS)	FILTER FABRIC (SQ. YDS.)
-Y1-	21+50 - 21+85 RT.	70	100	110

DITCH DETAIL 'H'
SPECIAL ROADWAY DITCH
(NOT TO SCALE)

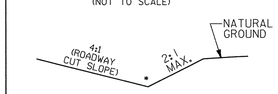

LINE	STA. TO STA.
-Y2-	11+50 - 12+00 RT.
-Y2-	12+20 - 14+00 RT.

DITCH DETAIL 'I'
TEMPORARY 2' BASE TAIL DITCH
(NOT TO SCALE)

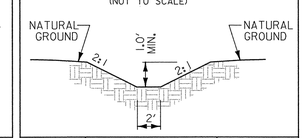

LINE	STA. TO STA.	D.D.E. (CU. YDS.)
-Y3-DET	11+30 - 11+60 RT.	10

DITCH DETAIL 'J'
INLET DITCH
(NOT TO SCALE)

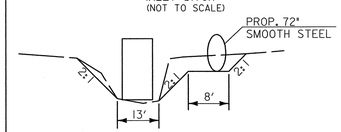

LINE	STA. TO STA.	D.D.E. (CU. YDS.)
-Y6-	16+20 LT.	200

DITCH DETAIL 'K'
CLASS I RIP RAP AT OUTLET
(NOT TO SCALE)

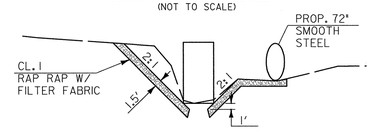

LINE	STA. TO STA.	D.D.E. (CU. YDS.)	RIP RAP (TONS)	FILTER FABRIC (SQ. YDS.)
-Y6-	20+50 RT.	260	160	290

DITCH DETAIL 'L'
PREFORMED SCOUR HOLE WITH LEVEL SPREADER APRON
(NOT TO SCALE)

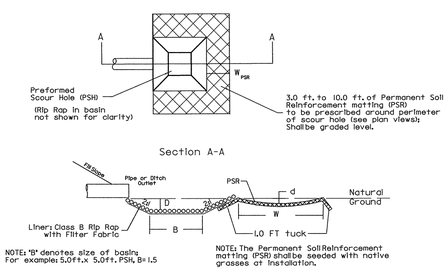

STATION	B FT.	D FT.	W_{PSR} FT.	d FT.	CLASS B RIP RAP TONS	DDE FT^3	FILTER FABRIC FT^2	PSRM FT^2
1+32 RAMPC LT.	4.0	2.0	4.0	1.0	6.0	475	230	180
2+33 RAMPC LT	4.5	2.0	5.0	1.0	9.1	550	250	310
3+16 RAMPC LT.	4.0	2.0	4.0	1.0	6.0	475	230	180
27+40 -L- RT.	4.0	2.0	4.0	1.0	6.0	475	230	180

DITCH DETAIL 'M'
ENERGY DISSIPATOR
(NOT TO SCALE)

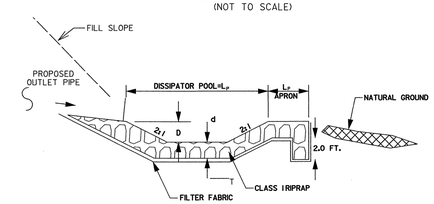

PROFILE
NOT TO SCALE

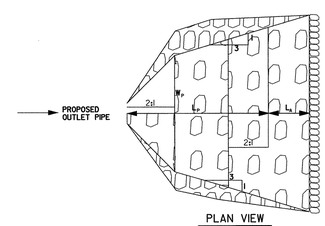

PLAN VIEW
NOT TO SCALE

STATION	L_P FT.	W_P FT.	L_A FT.	T FT.	D FT.	CLASS I RIP RAP TONS	DDE FT^3	FILTER FABRIC FT^2
4+50 RAMPC LT.	18.0	12.0	9.0	1.5	2.5	35	1300	450

DITCH DETAIL 'N'
SPECIAL ROADWAY DITCH W/ CLASS 'B' RIP RAP
(NOT TO SCALE)

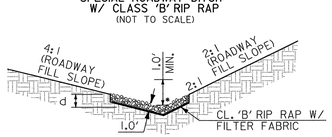

d= 1' MAX
• SPECIAL DITCH ELEV.

LINE	STA. TO STA.	RIP RAP (TONS)	FILTER FABRIC (SQ. YDS.)
-L-	26+10 - 27+75 LT.	60	175

DITCH DETAIL 'O'
5' BASE CHANNEL W/ CLASS I RIP RAP
(NOT TO SCALE)

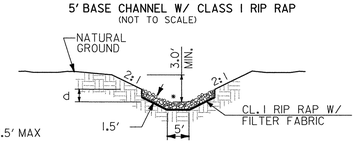

d= 1.5' MAX

LINE	STA. TO STA.	D.D.E. (CU. YDS.)	RIP RAP (TONS)	FILTER FABRIC (SQ. YDS.)
-Y2-	12+10 LT.	75	40	75

07/17/2004 09:05:01 AM
F:\Roadway\Proj\B357_RDY_TYP.DGN