

FUTURE PROJECT U-4421

SEE SHEET 26 FOR -L- PROFILE
 SEE SHEET 33 FOR -Y3- PROFILE
 SEE SHEET 34 FOR -Y4- PROFILE
 SEE SHEET 38 FOR DIXIE PROFILE

UTILITIES BY OTHERS

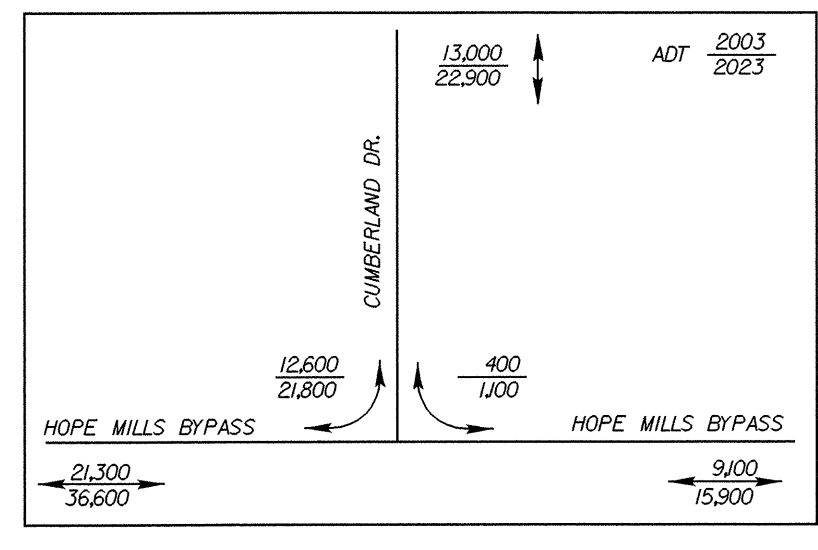
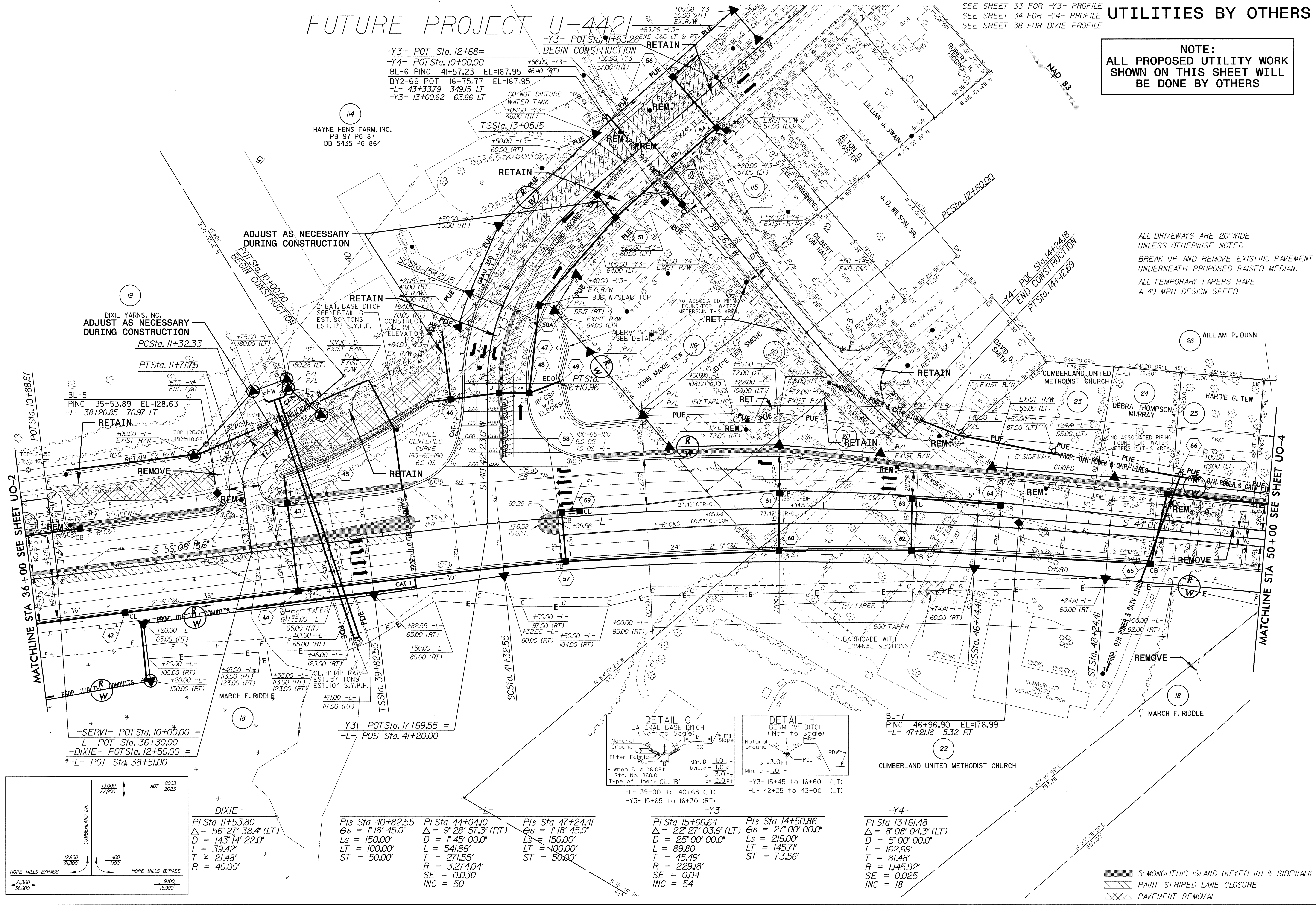
NOTE:
 ALL PROPOSED UTILITY WORK
 SHOWN ON THIS SHEET WILL
 BE DONE BY OTHERS

-Y3- POT Sta. 12+68 =
 -Y4- POT Sta. 10+00.00
 BL-6 PINC 41+57.23 EL=167.95 46.40 (RT)
 BY2-66 POT 16+75.77 EL=167.95
 -L- 43+33.79 349.15 LT
 -Y3- 13+00.62 63.66 LT

114
 HAYNE HENS FARM, INC.
 PB 97 PG 87
 DB 5435 PG 864

19
 DIXIE YARNS, INC.
 ADJUST AS NECESSARY
 DURING CONSTRUCTION

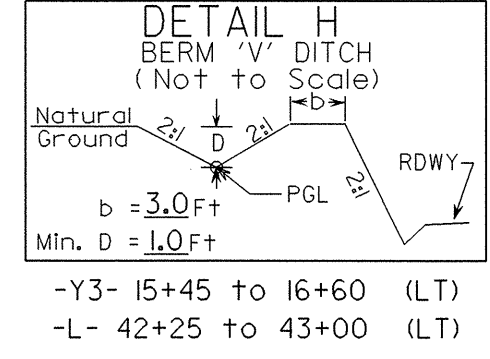
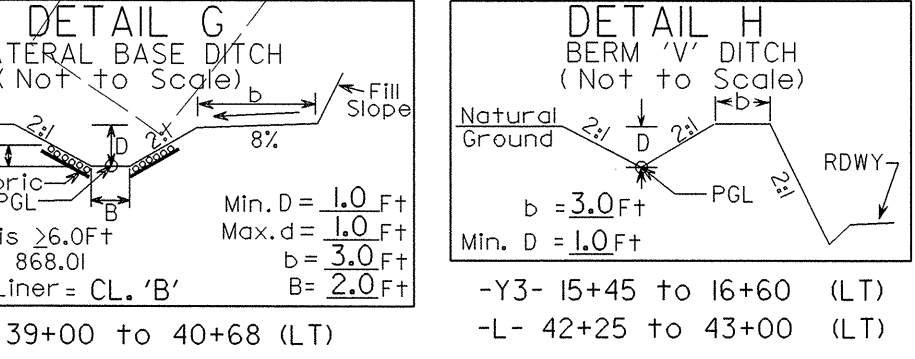
ALL DRIVEWAYS ARE 20' WIDE
 UNLESS OTHERWISE NOTED
 BREAK UP AND REMOVE EXISTING PAVEMENT
 UNDERNEATH PROPOSED RAISED MEDIAN.
 ALL TEMPORARY TAPERS HAVE
 A 40 MPH DESIGN SPEED



-DIXIE-
 PI Sta 11+53.80
 $\Delta s = 56^{\circ} 27' 38.4''$ (LT)
 $D = 143^{\circ} 14' 22.0''$
 $L = 39.42'$
 $T = 21.48'$
 $R = 40.00'$

PIs Sta 40+82.55 PI Sta 44+04.0
 $\Delta s = 1^{\circ} 18' 45.0''$ $\Delta s = 9^{\circ} 28' 57.3''$ (RT)
 $D = 143^{\circ} 14' 22.0''$ $D = 1^{\circ} 45' 00.0''$
 $Ls = 150.00'$ $L = 541.86'$
 $LT = 100.00'$ $LT = 100.00'$
 $ST = 50.00'$ $ST = 50.00'$

PIs Sta 47+24.41
 $\Delta s = 1^{\circ} 18' 45.0''$
 $D = 143^{\circ} 14' 22.0''$
 $Ls = 150.00'$
 $LT = 100.00'$
 $ST = 50.00'$

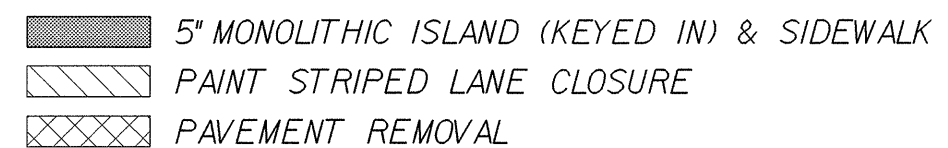


-Y3- 15+45 to 16+60 (LT)
 -L- 39+00 to 40+68 (LT)
 -Y3- 15+65 to 16+30 (RT)
 -Y3- 15+45 to 16+60 (LT)
 -L- 42+25 to 43+00 (LT)

BL-7
 PINC 46+96.90 EL=176.99
 -L- 47+21.8 5.32 RT
 22
 CUMBERLAND UNITED METHODIST CHURCH

PI Sta 15+66.64 PI Sta 14+50.86
 $\Delta s = 22^{\circ} 27' 03.6''$ (LT) $\Delta s = 27^{\circ} 00' 00.0''$
 $D = 25^{\circ} 00' 00.0''$ $Ls = 216.00'$
 $L = 89.80'$ $LT = 145.71'$
 $T = 45.49'$ $ST = 73.56'$
 $R = 229.18'$
 $SE = 0.04$
 $INC = 54$

PI Sta 13+61.48
 $\Delta s = 8^{\circ} 08' 04.3''$ (LT)
 $D = 5^{\circ} 00' 00.0''$
 $L = 162.69'$
 $T = 81.48'$
 $R = 1,145.92'$
 $SE = 0.025$
 $INC = 18$



8/17/99
 7/2/99
 03-JUN-2004 08:26
 R:\Utilities\RDWY\U-0620\UT_RDY_PSH_06_U003_psh.dgn
 ADT 2003 2023
 21,300 36,600
 12,600 21,800
 400 1,000
 9,000 15,900