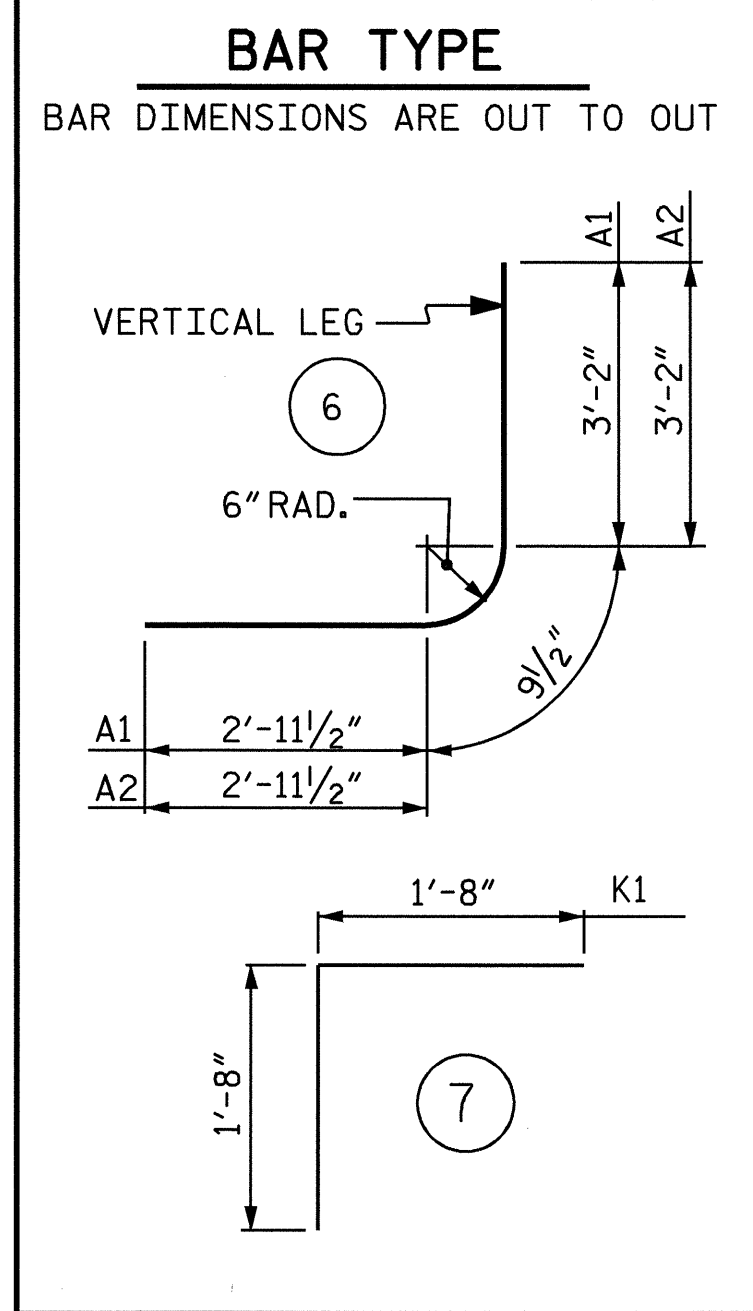
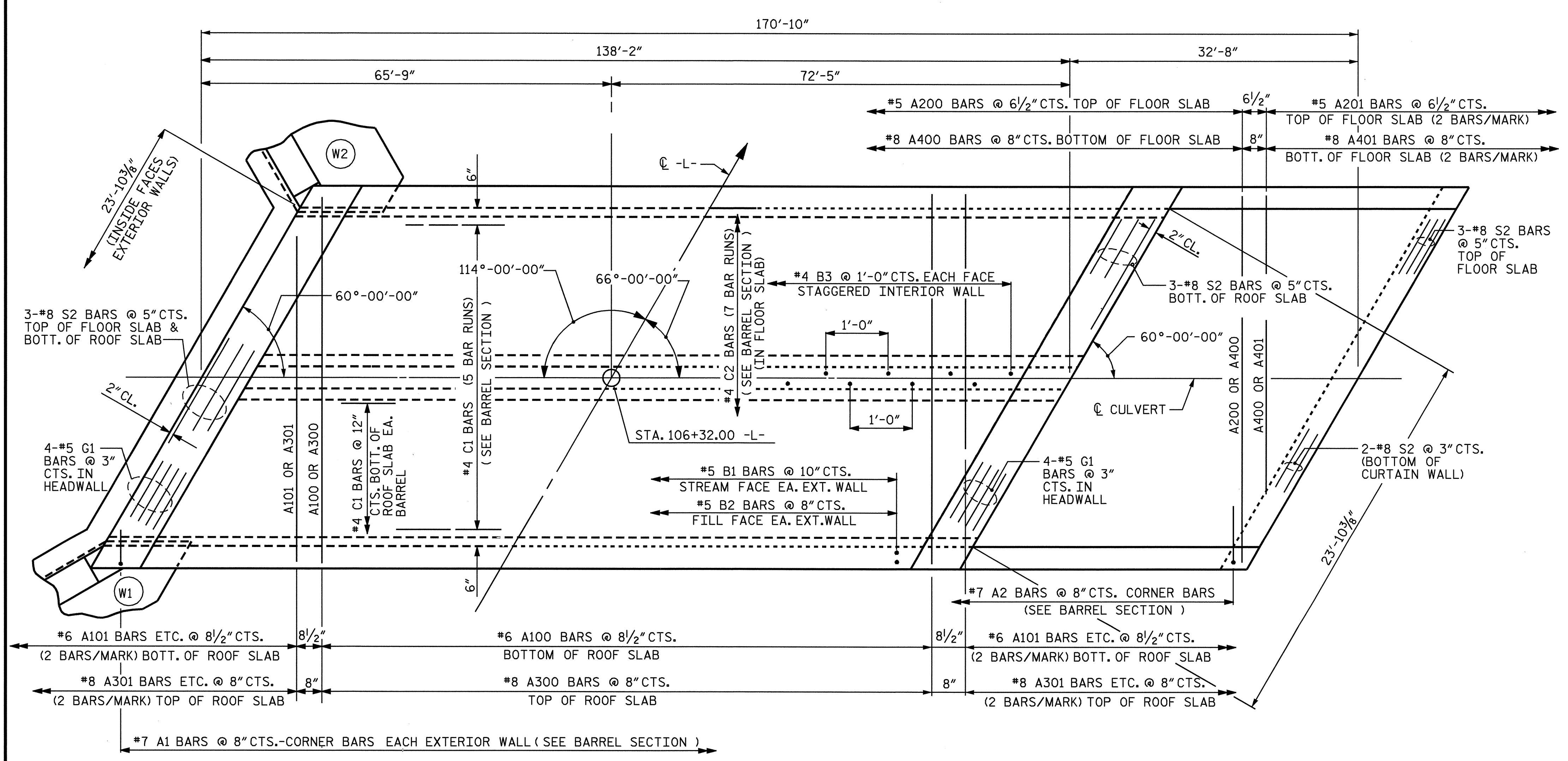


EXTERIOR WALL INTERIOR WALL
CULVERT SECTION NORMAL TO ROADWAY



BILL OF MATERIAL											
BAR	NO.	SIZE	TYPE	LENGTH	WEIGHT	BAR	NO.	SIZE	TYPE	LENGTH	WEIGHT
A100	178	#6	STR	21'-7"	5770	D1	28	6	STR	3'-0"	126
A101	4	#6	STR	19'-0"	114	H21	8	4	STR	17'-2"	92
A102	4	#6	STR	16'-6"	99	H22	4	4	STR	29'-6"	79
A103	4	#6	STR	14'-1"	85	H23	4	4	STR	27'-0"	72
A104	4	#6	STR	11'-7"	70	H24	4	4	STR	24'-7"	66
A105	4	#6	STR	9'-2"	55	H25	4	4	STR	22'-1"	59
A106	4	#6	STR	6'-8"	40	H26	4	4	STR	19'-8"	53
A107	4	#6	STR	4'-3"	26	H27	4	4	STR	17'-3"	46
A200	292	#5	STR	21'-7"	6573	H28	4	4	STR	14'-9"	39
A201	4	#5	STR	19'-9"	82	H29	4	4	STR	12'-4"	33
A202	4	#5	STR	17'-10"	74	H30	4	4	STR	9'-11"	26
A203	4	#5	STR	16'-0"	67	H31	4	4	STR	7'-5"	20
A204	4	#5	STR	14'-1"	59	H32	4	4	STR	5'-0"	13
A205	4	#5	STR	12'-3"	51	H33	4	4	STR	2'-7"	7
A206	4	#5	STR	10'-4"	43	H34	4	4	STR	18'-5"	98
A207	4	#5	STR	8'-6"	35	K1	12	4	7	3'-4"	27
A208	4	#5	STR	6'-8"	28	A206	4	#5	STR	10'-4"	43
A209	4	#5	STR	4'-9"	20	A207	4	#5	STR	8'-6"	35
A210	4	#5	STR	2'-10"	12	A208	4	#5	STR	6'-8"	28
A300	189	#8	STR	21'-7"	10892	A209	4	#5	STR	4'-9"	20
A301	4	#8	STR	19'-1"	204	A210	4	#5	STR	2'-10"	12
A302	4	#8	STR	16'-10"	180	A300	189	#8	STR	21'-7"	10892
A303	4	#8	STR	14'-6"	155	V21	8	5	STR	13'-9"	115
A304	4	#8	STR	12'-2"	130	V22	8	5	STR	13'-4"	111
A305	4	#8	STR	9'-10"	105	V23	8	5	STR	12'-8"	106
A306	4	#8	STR	7'-7"	81	V24	8	5	STR	12'-3"	102
A307	4	#8	STR	5'-3"	56	V25	8	5	STR	11'-8"	97
A308	4	#8	STR	2'-11"	31	V26	8	5	STR	11'-2"	93
A400	237	#8	STR	21'-7"	13658	V27	8	5	STR	10'-7"	88
A401	4	#8	STR	19'-7"	209	V28	8	5	STR	10'-1"	84
A402	4	#8	STR	17'-3"	184	V29	8	4	STR	9'-6"	51
A403	4	#8	STR	14'-11"	159	V30	8	4	STR	9'-0"	48
A404	4	#8	STR	12'-8"	135	V31	8	4	STR	8'-5"	45
A405	4	#8	STR	10'-4"	110	V32	8	4	STR	7'-10"	42
A406	4	#8	STR	8'-0"	85	V33	8	4	STR	7'-4"	39
A407	4	#8	STR	5'-8"	61	V34	8	4	STR	6'-9"	36
A408	4	#8	STR	3'-5"	36	V35	8	4	STR	6'-3"	33
A1	416	#7	6	6'-11"	5881	V36	8	4	STR	5'-8"	30
A2	508	#7	6	6'-11"	7182	V37	8	4	STR	5'-2"	28
B1	332	#5	STR	14'-3"	4934	V38	8	4	STR	4'-7"	24
B2	416	#5	STR	12'-4"	5351	V39	8	4	STR	4'-1"	22
B3	276	#4	STR	14'-3"	2627	V40	8	4	STR	3'-6"	19
C1	340	#4	STR	29'-3"	6643	V41	8	4	STR	3'-0"	16
C2	189	#4	STR	26'-0"	3283	V42	8	4	STR	2'-5"	13
G1	8	#5	STR	25'-0"	209	V43	8	4	STR	1'-11"	10
						V44	8	4	STR	1'-4"	7




PLAN OF CULVERT

SPlice LENGTHS CHART		
BAR	SIZE	SPlice LENGTH
A200	4	1'-9"
A400	8	4'-0"
B1	5	1'-9"
B3	4	1'-9"
C1,C2	4	1'-11"
H1	4	1'-11"

PROJECT NO. U-0620
CUMBERLAND COUNTY
STATION: 106+32.00 -L-
SHEET 2 OF 6

STATE OF NORTH CAROLINA
DEPARTMENT OF TRANSPORTATION
RALEIGH
BARREL STANDARD
DOUBLE 10 FT. X 13 FT.
CONCRETE BOX CULVERT
66°00'00" SKEW



DRAWN BY: M. G. SHAIKH DATE: 03-15-01
CHECKED BY: D. A. GLADDEN DATE: 8-14-03

REVISIONS				SHEET NO.	
NO.	BY:	DATE:	NO.	BY:	DATE:
1			3		
2			4		

TOTAL SHEETS: 23