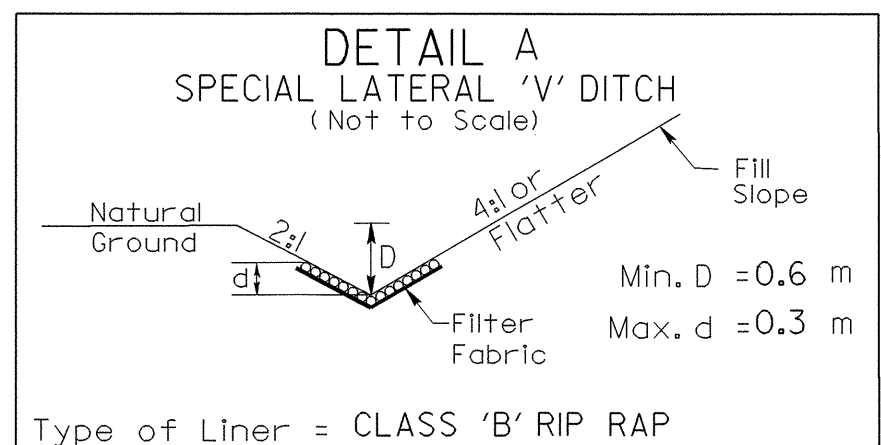




PROJECT REFERENCE NO. R-2610 B	SHEET NO. 2-N
R/W SHEET NO.	
ROADWAY DESIGN ENGINEER SEAL 17691 RICHARD A. SHILIN NORTH CAROLINA PROFESSIONAL ENGINEER	HYDRAULICS ENGINEER SEAL 22100 D. EMMETT MORTON NORTH CAROLINA PROFESSIONAL ENGINEER



Type of Liner = CLASS 'B' RIP RAP

STA 11+60 - 12+00 LT
EST. 40 MTN CL.'B' RIP RAP
W/ 113 SM FILTER FABRIC

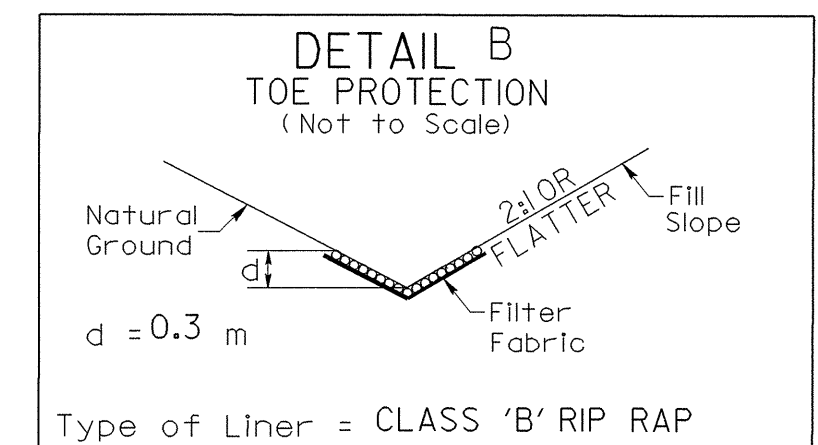
STA 25+20 - 25+40 LT
EST. 20 MTN CL.'B' RIP RAP
W/ 57 SM FILTER FABRIC

STA 47+88 - 48+20 LT
EST. 32 MTN CL.'B' RIP RAP
W/ 91 SM FILTER FABRIC

STA 80+00 - 80+20 LT
EST. 20 MTN CL.'B' RIP RAP
W/ 57 SM FILTER FABRIC

STA 107+80 - 108+00 LT
EST. 20 MTN CL.'B' RIP RAP
W/ 57 SM FILTER FABRIC

STA 10+15 - 10+50 RT Y9A
(NO RIP RAP FOR THIS SECTION OF DITCH)

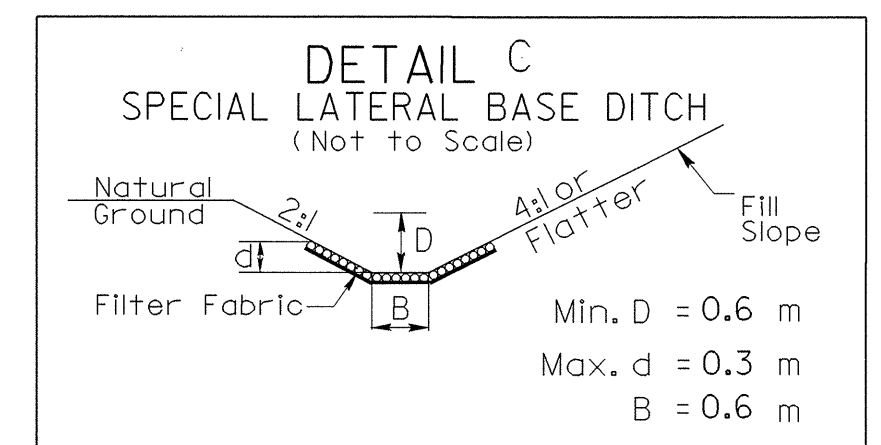


Type of Liner = CLASS 'B' RIP RAP

STA 12+00 - 12+40 LT
EST. 40 MTN CL.'B' RIP RAP
W/ 113 SM FILTER FABRIC

STA 47+60 - 47+80 LT
EST. 20 MTN CL.'B' RIP RAP
W/ 57 SM FILTER FABRIC

STA 79+00 - 79+40 LT
EST. 40 MTN CL.'B' RIP RAP
W/ 113 SM FILTER FABRIC



Type of Liner = CLASS 'B' RIP RAP

STA 16+80 - 17+85 LT
EST. 136 MTN CL.'B' RIP RAP
W/ 360 SM FILTER FABRIC

STA 18+60 - 19+20 LT
EST. 78 MTN CL.'B' RIP RAP
W/ 205 SM FILTER FABRIC

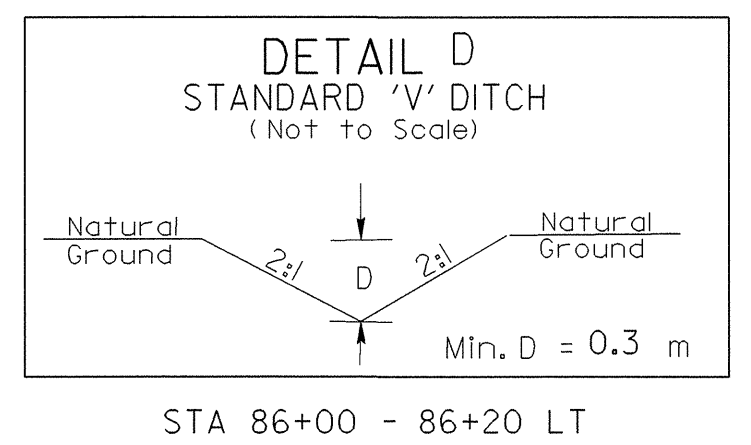
STA 37+80 - 38+00 LT
EST. 26 MTN CL.'B' RIP RAP
W/ 69 SM FILTER FABRIC

STA 52+80 - 53+20 RT
EST. 52 MTN CL.'B' RIP RAP
W/ 137 SM FILTER FABRIC

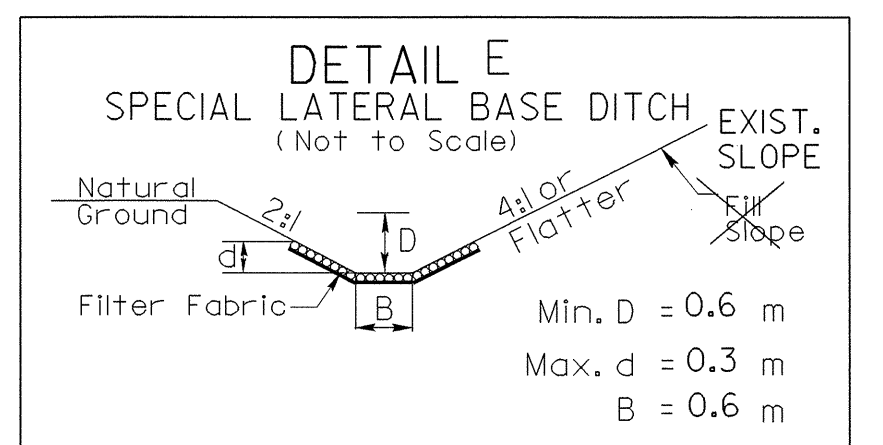
STA 57+20 - 57+80 LT
EST. 78 MTN CL.'B' RIP RAP
W/ 206 SM FILTER FABRIC

STA 64+20 - 64+40 LT
EST. 26 MTN CL.'B' RIP RAP
W/ 69 SM FILTER FABRIC

STA 117+80 - 118+20 LT
EST. 52 MTN CL.'B' RIP RAP
W/ 137 SM FILTER FABRIC

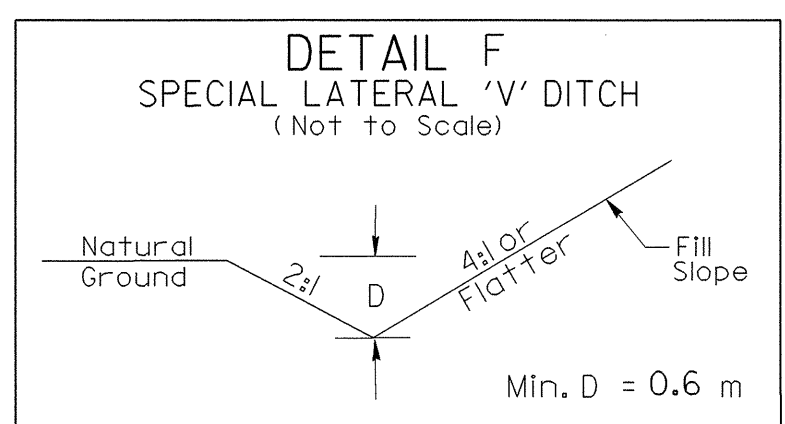


STA 86+00 - 86+20 LT

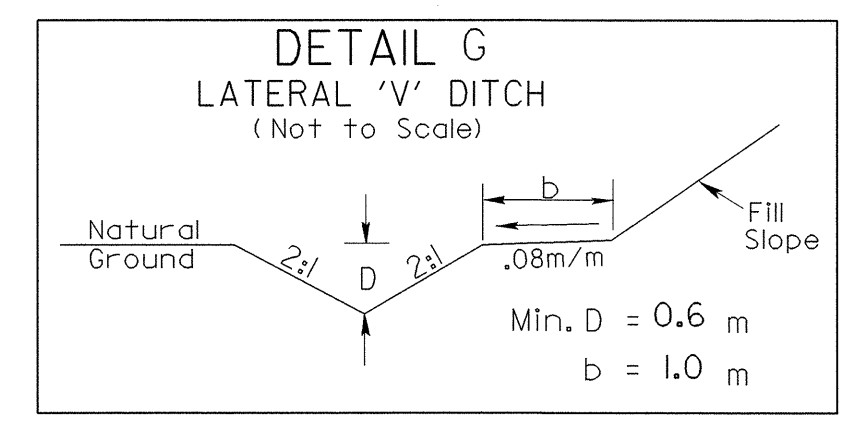


Type of Liner = CLASS 'B' RIP RAP

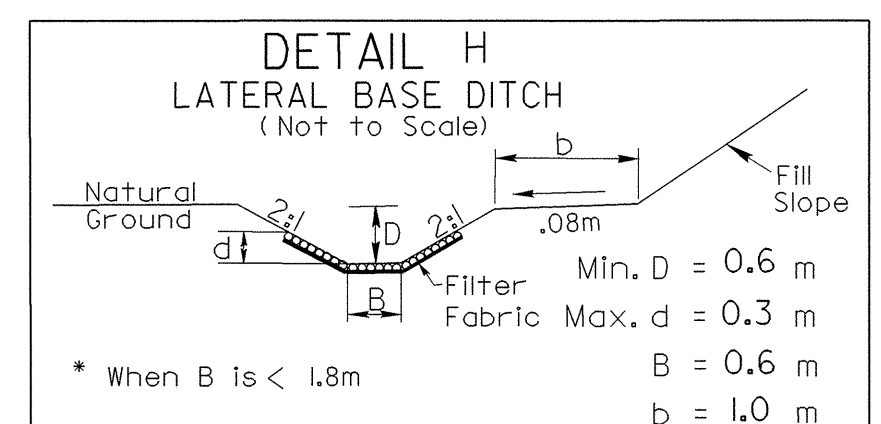
STA 32+20 - 33+60 RT
EST. 181 MTN CL.'B' RIP RAP
W/ 480 SM FILTER FABRIC
EST. DDE = 201 CM



STA 36+60 - 37+40 RT
STA 37+00 - 37+20 LT
STA 11+40 - 11+60 LT -Y12-
STA 61+80 - 62+10 LT
STA 72+95 - 73+00 LT
STA 11+40 - 11+60 LT -Y13-
STA 10+40 - 10+50 RT -Y14-
STA 81+80 - 83+80 LT
STA 85+40 - 85+60 LT
STA 102+60 - 103+00 LT



STA 41+00 - 41+20 LT
EST. DDE = 13 CM



Type of Liner = CLASS 'B' RIP RAP

STA 10+60 - 10+80 LT -Y12-
EST. 26 MTN CL.'B' RIP RAP
W/ 69 SM FILTER FABRIC
EST. DDE = 13 CM

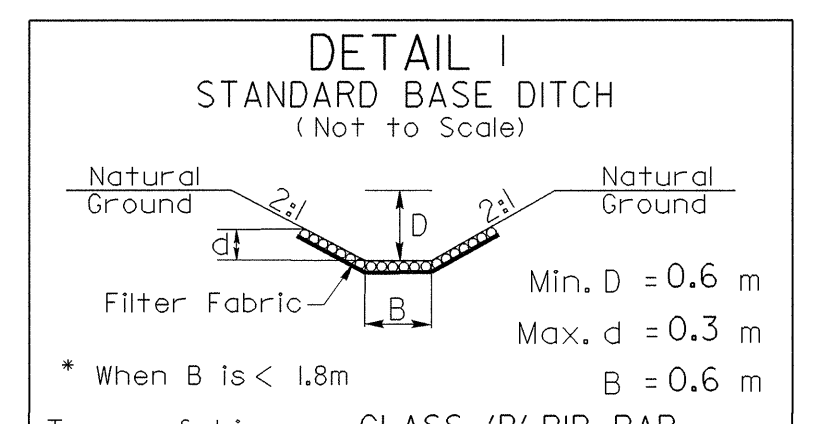
STA 57+00 - 57+20 LT
EST. 26 MTN CL.'B' RIP RAP
W/ 69 SM FILTER FABRIC
EST. DDE = 54 CM

STA 64+00 - 64+20 LT
EST. 26 MTN CL.'B' RIP RAP
W/ 69 SM FILTER FABRIC
EST. DDE = 27 CM

STA 69+00 - 69+60 RT
EST. 78 MTN CL.'B' RIP RAP
W/ 206 SM FILTER FABRIC
EST. DDE = 59 CM

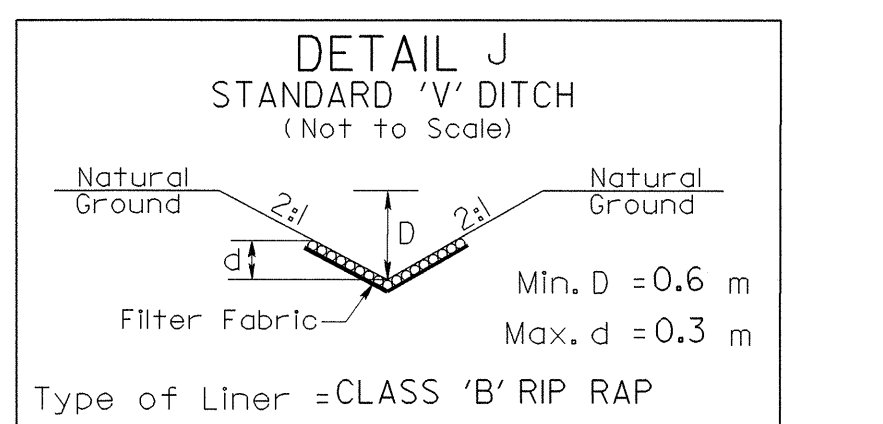
STA 69+00 - 69+60 LT
EST. 78 MTN CL.'B' RIP RAP
W/ 206 SM FILTER FABRIC
EST. DDE = 72 CM

STA 122+50 - 123+20 LT
EST. 91 MTN CL.'B' RIP RAP
W/ 240 SM FILTER FABRIC
EST. DDE = 73 CM



Type of Liner = CLASS 'B' RIP RAP

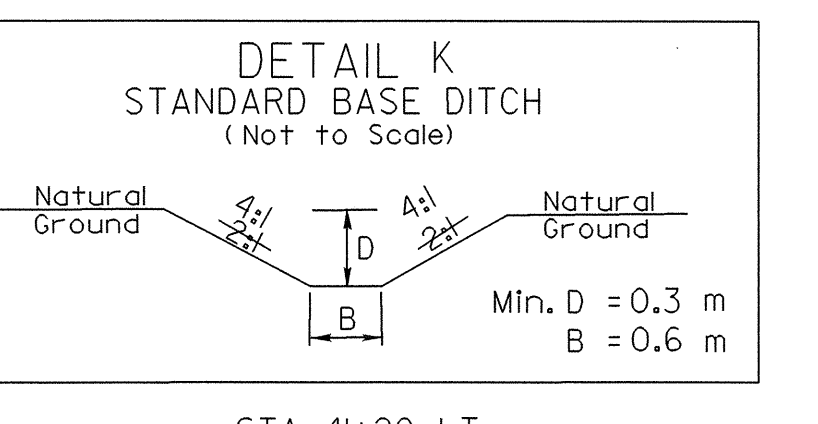
STA 17+80 LT
EST. 15 MTN CL.'B' RIP RAP
W/ 38 SM FILTER FABRIC
EST. DDE = 19 CM



Type of Liner = CLASS 'B' RIP RAP

STA 55+00 - 56+40 RT
EST. 140 MTN CL.'B' RIP RAP
W/ 396 SM FILTER FABRIC
EST. DDE = 58 CM

STA 57+53 - 57+90 RT
EST. 37 MTN CL.'B' RIP RAP
W/ 105 SM FILTER FABRIC
EST. DDE = 27 CM



STA 41+20 LT
EST. DDE = 8 CM

REVISIONS