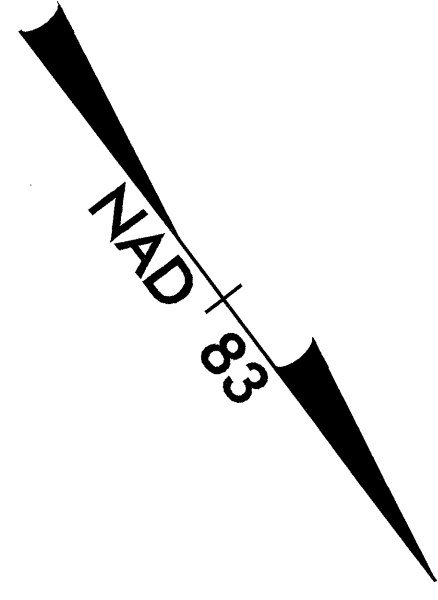


8/17/99

-L-


PI Sta 19+07.683
 $\Delta = 17^{\circ} 44' 33.6''$ (RT)
 $L = 544.079$
 $T = 274.235$
 $R = 1,756.976$
 $SE = 03$
 RUNOFF = 30



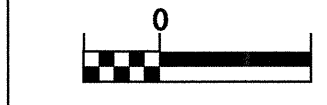
PROJECT REFERENCE NO.	SHEET NO.
-----------------------	-----------

R-2610 B	2-0
----------	-----

R / W SHEET NO.



Richard A. Shillingford



CONST. REV.

R / W REV.

19

20

21

