



STATE OF
NORTH CAROLINA
DEPT. OF TRANSPORTATION
DIVISION OF HIGHWAYS
RALEIGH, N.C.

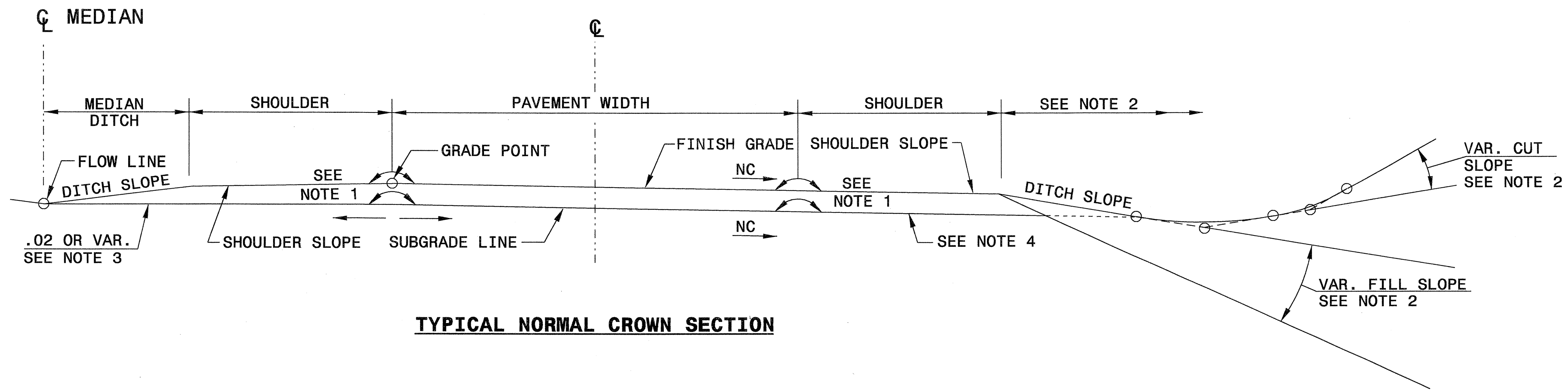
METRIC DETAIL DRAWING FOR
GUIDE FOR GRADING SUBGRADE
INTERSTATE AND FREEWAY
(ROUND BOTTOM DITCH & MEDIAN DITCH)

SHEET 1 OF 1
225D01

STATE OF
NORTH CAROLINA
DEPT. OF TRANSPORTATION
DIVISION OF HIGHWAYS
RALEIGH, N.C.

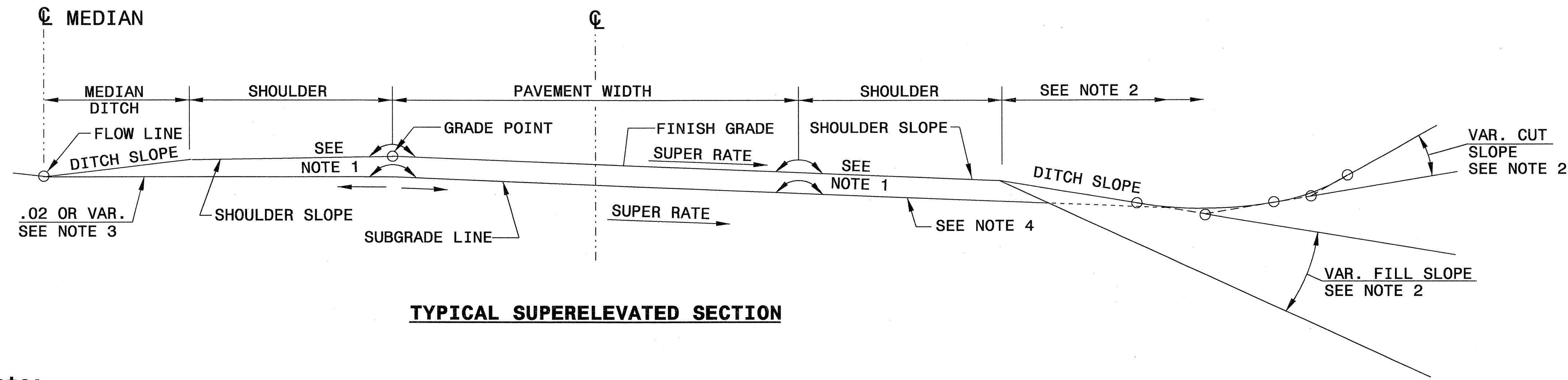
METRIC DETAIL DRAWING FOR
GUIDE FOR GRADING SUBGRADE
INTERSTATE AND FREEWAY
(ROUND BOTTOM DITCH & MEDIAN DITCH)

SHEET 1 OF 1
225D01




TYPICAL NORMAL CROWN SECTION

1. SEE TYPICAL SECTION FOR LATERAL LOCATION OF ROLLOVER.
2. SEE PLANS FOR METHOD OF CONSTRUCTING CUT AND FILL SLOPES.
3. SUBGRADE LINE WILL NOT UNDERCUT DITCH GRADE AT ANY POINT.
4. OUTSIDE SHOULDER SUBGRADES ARE THE SAME RATE OF SLOPE AS THE ADJACENT TRAVEL LANE SUBGRADES **UNLESS** CONSTRUCTED ON THE HIGH SIDE OF SUPERELEVATION OR CONSIST OF 3.0m AND WIDER FULL DEPTH PAVEMENT (SEE STDS. 560.01 AND 560.02).



TYPICAL SUPERELEVATED SECTION

Note:
This drawing is dimensioned in millimeters unless otherwise depicted within the drawing.



DESIGN SERVICES UNIT
STANDARDS AND SPECIAL DESIGN
Office 919-250-4128 FAX 919-250-4119

SEE PLATE FOR TITLE

ORIGINAL BY: 2002 STANDARDS DATE: 01-15-02
 MODIFIED BY: E.E. WARD DATE: 04-07-03
 CHECKED BY: [Signature] DATE: 4-23
 FILE SPEC.: stds/02stdstodetails/metric/225d01.dgn