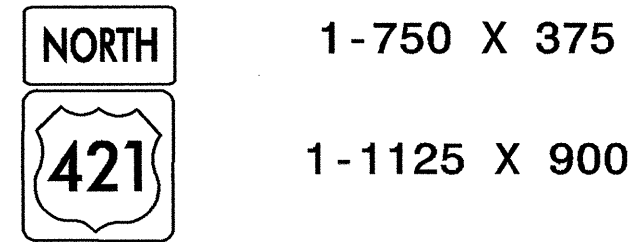
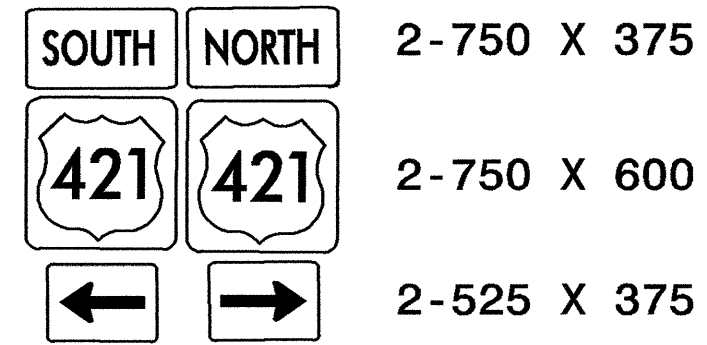


501 513 517 518



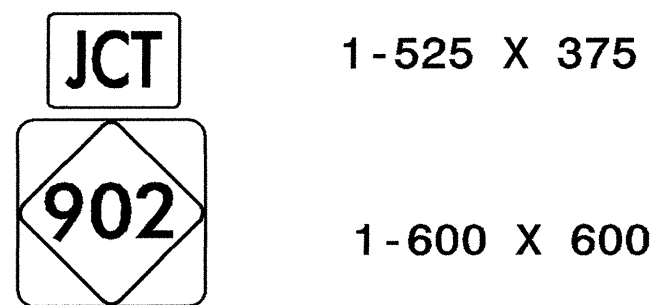
ONE "U" POST

507



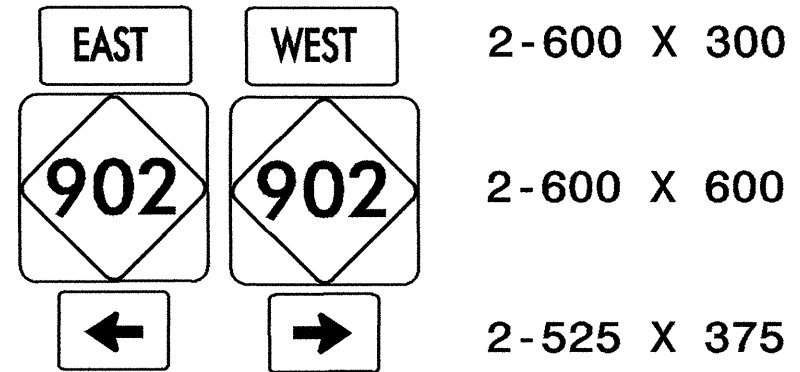
NOTE: INSTALL SIGN NO. 507  
BELOW SIGN NO. 304

503 515



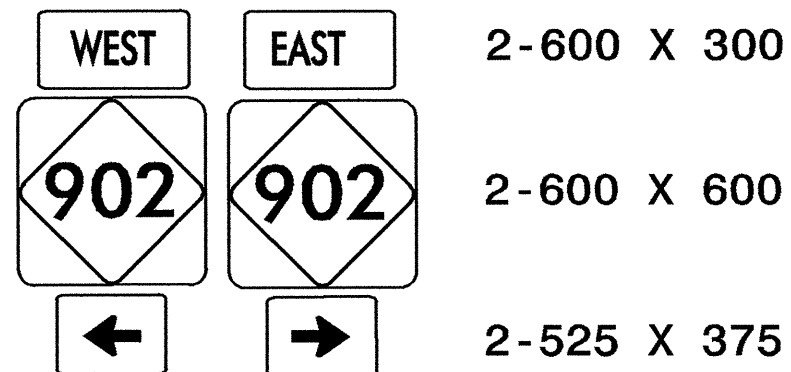
ONE "U" POST

508




TWO "U" POST

504



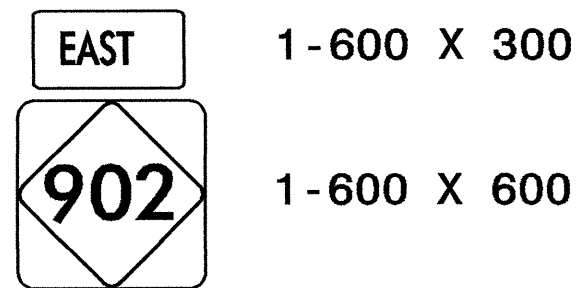
TWO "U" POST

509



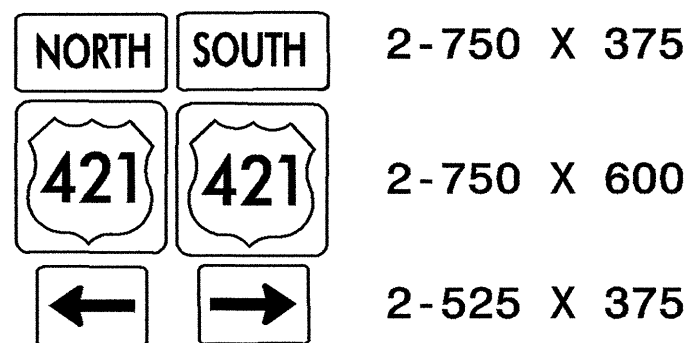
ONE "U" POST

505



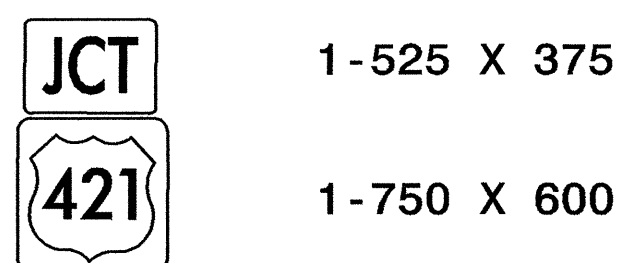
ONE "U" POST

511



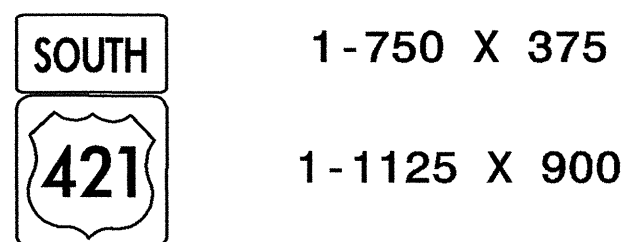
NOTE: INSTALL SIGN NO. 511  
BELOW SIGN NO. 306

506 510



ONE "U" POST

502 512 514 516 519



ONE "U" POST

NOTE: THIS DRAWING IS DIMENSIONED  
IN MILLIMETERS UNLESS OTHERWISE  
DEPICTED WITHIN THE DRAWING.

APPROVED: \_\_\_\_\_ DATE: \_\_\_\_\_  
*Supriya*  
SEAL  
2004  
ENGINEER  
10.21.03

TYPE "F" SIGNS

SCALE: NONE	N. C. DEPARTMENT OF TRANSPORTATION DIVISION OF HIGHWAYS TRAFFIC ENGINEERING BRANCH	REVISIONS	
DATE: 10/03			
DESIGN BY: RCD			
DESIGN BY: RCD			
REVIEWED BY: SSA			CADD FILE

SEPI ENGINEERING GROUP  
2300 Rexwoods Drive  
Suite 370  
Raleigh, NC 27607  
Tel: 919-789-9977 Fax: 919-789-9591

\*\*\*\*\*SYTIME\*\*\*\*\*  
\*\*\*\*\*USER\*\*\*\*\*