

**NOTES**

THE COST OF THE BARRIER RAIL ON THE APPROACH SLAB SHALL BE INCLUDED IN THE LUMP SUM CONTRACT PRICE BID FOR BRIDGE APPROACH SLABS.

APPROACH SLAB SHALL NOT BE CONSTRUCTED PRIOR TO COMPLETION OF THE BRIDGE DECK.

FOR REINFORCED BRIDGE APPROACH FILL INCLUDING FABRIC, IMPERMEABLE GEOMEMBRANE, 102mm Ø DRAINAGE PIPE, #78M STONE, AND SELECT MATERIAL, SEE ROADWAY PLANS.

TEMPORARY DRAINAGE AND TEMPORARY BERM AND SLOPE DRAINS WILL BE PAID FOR UNDER THE LUMP SUM PRICE FOR BRIDGE APPROACH SLAB.

AREA BETWEEN THE WINGWALL AND APPROACH SLAB SHALL BE GRADED TO DRAIN THE WATER AWAY FROM THE FILL FACE OF THE BRIDGE AND SHALL BE PAVED. SEE ROADWAY PLANS.

THE 150mm COMP. A.B.C. SHALL EXTEND 3m BEYOND THE END OF THE APPROACH SLAB AND 300mm OUTSIDE OF EACH EDGE OF THE SLAB.

THE CONTRACTOR MAY USE 100mm TYPE B-25.0B ASPHALT CONCRETE COURSE IN LIEU OF 150mm COMP. A.B.C. IF THIS OPTION IS USED, THE BASE COURSE SHALL EXTEND 300mm BEYOND THE END OF THE APPROACH SLAB AND THE WIDTH SHALL BE THE SAME AS THAT OF THE APPROACH SLAB.

THE CONTRACTOR MAY USE 125mm CLASS "A" CONCRETE BASE IN LIEU OF 150mm COMP. A.B.C. IF THIS OPTION IS USED, THE CONCRETE BASE SHALL EXTEND 300mm BEYOND THE END OF THE APPROACH SLAB AND THE WIDTH SHALL BE THE SAME AS THAT OF THE APPROACH SLAB. THE CONCRETE SHALL BE FINISHED TO A SMOOTH SURFACE AND A LAYER OF 13.6 kg. ROOFING FELT SHALL BE PLACED BETWEEN THE CONCRETE BASE AND THE APPROACH SLAB TO PREVENT BOND. THE APPROACH SLAB SHALL NOT BE CAST UNTIL THE CONCRETE BASE HAS REACHED AN AGE OF THREE CURING DAYS.

APPROACH SLAB GROOVING IS NOT REQUIRED. TINE CONCRETE ONLY WITHIN THE LIMITS OF THE ASPHALT PAVEMENT AND IN ACCORDANCE WITH ARTICLE 422-3 OF THE STANDARD SPECIFICATIONS.

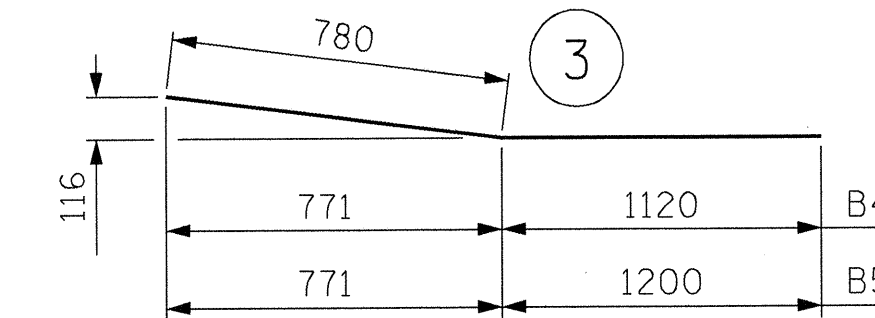
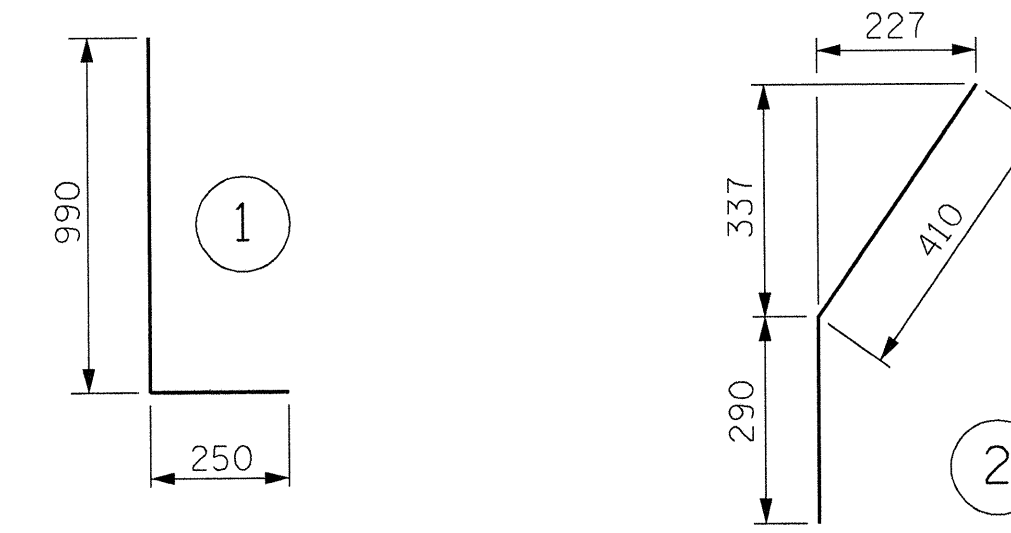
FOR ARMORED EVAZOTE JOINT SEALS, SEE "ARMORED EVAZOTE JOINT DETAILS" SHEET.

WITH EVAZOTE JOINT SEAL

FOR EVAZOTE JOINT SEALS, SEE SPECIAL PROVISIONS.

THE NOMINAL UNCOMPRESSED SEAL WIDTH OF THE EVAZOTE JOINT SEAL SHALL BE 64mm.

**BAR TYPES**

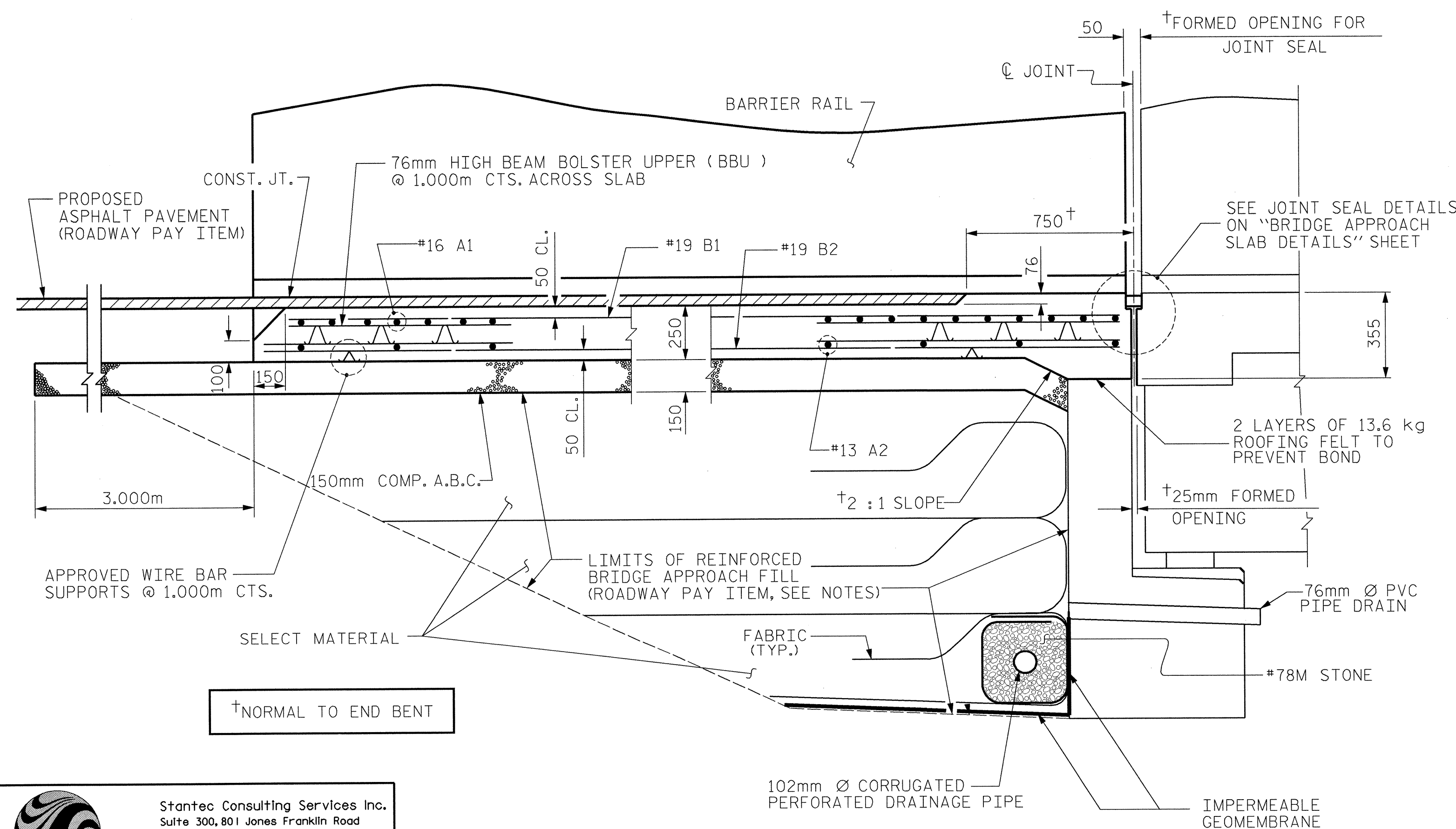


ALL BAR DIMENSIONS ARE OUT TO OUT

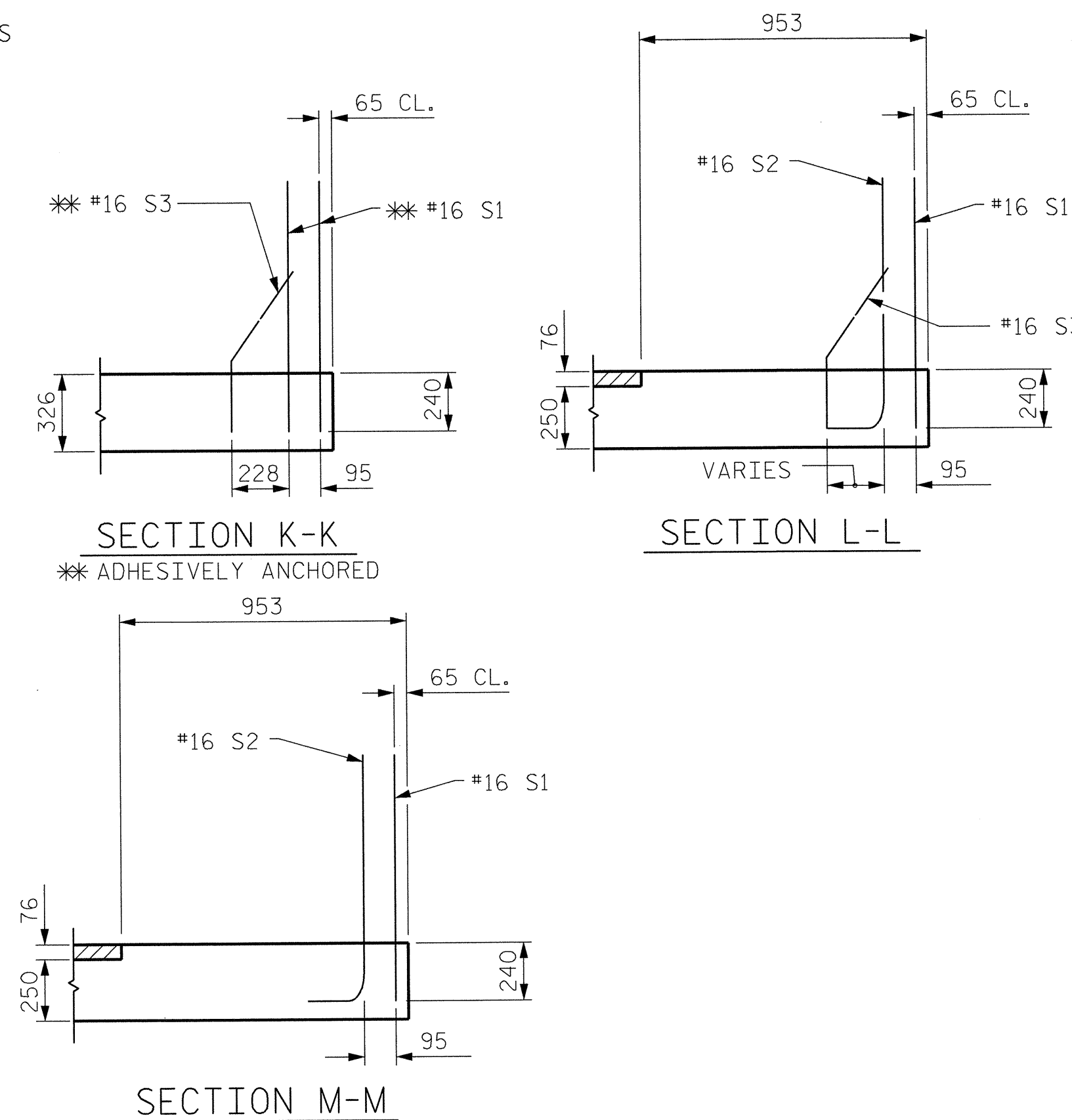
**BILL OF MATERIAL**

FOR ONE APPROACH SLAB  
(2 REQ'D)

BAR	NO.	SIZE	TYPE	LENGTH	WEIGHT
*A1	46	#16	STR	6320	451
A2	18	#13	STR	6200	111
*B1	78	#19	STR	3300	575
B2	78	#19	STR	3560	621
*B3	14	#16	STR	3560	77
*B4	1	#16	3	1900	3
*B5	1	#16	3	1980	3
*S1	50	#16	STR	1000	78
*S2	50	#16	1	1240	96
*S3	20	#16	2	700	22
REINFORCING STEEL				kg.	732
*EPOXY COATED REINFORCING STEEL				kg.	1,305
CLASS AA CONCRETE BREAKDOWN					
POUR 1 SLAB AND LIP				C. M.	11.9
POUR 2 RAIL				C. M.	1.6
CLASS AA CONCRETE				C. M.	13.5




**SECTION THRU SLAB**



PROJECT NO. R-2610A  
CHATHAM COUNTY  
 STATION: 18+04.666 -L-

SHEET 2 OF 4



STATE OF NORTH CAROLINA  
 DEPARTMENT OF TRANSPORTATION  
 RALEIGH

BRIDGE APPROACH SLAB  
 FOR FLEXIBLE PAVEMENT  
 WITH BARRIER RAIL  
 (LEFT LANE BRIDGE)

REVISIONS					SHEET NO.
NO.	BY:	DATE:	NO.	BY:	DATE:
1			3		
2			4		

TOTAL SHEETS: 35  
 22

**Stantec**  
 Stantec Consulting Services Inc.  
 Suite 300, 801 Jones Franklin Road  
 Raleigh, NC 27606  
 Tel: 919.851.6866  
 Fax: 919.851.7024  
 www.stantec.com

ASSEMBLED BY: M. J. OSTRISHKO DATE: 8-10-03  
 CHECKED BY: H. PAO DATE: 10-8-03  
 DRAWN BY: RWW 8/01  
 CHECKED BY: LES 8/01  
 ADDED 12/01  
 REV. 5/7/03  
 RWW/JTE