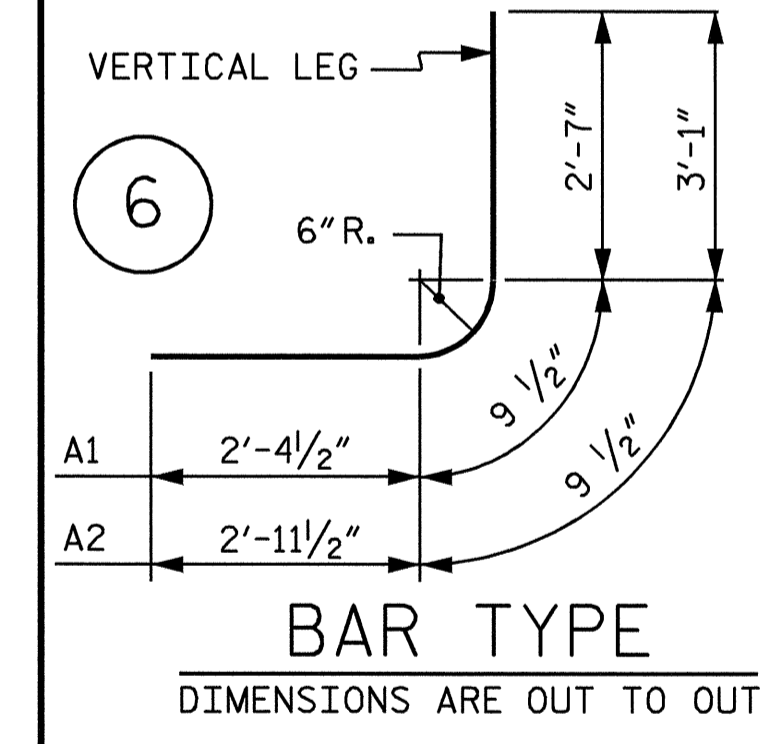


BILL OF MATERIAL

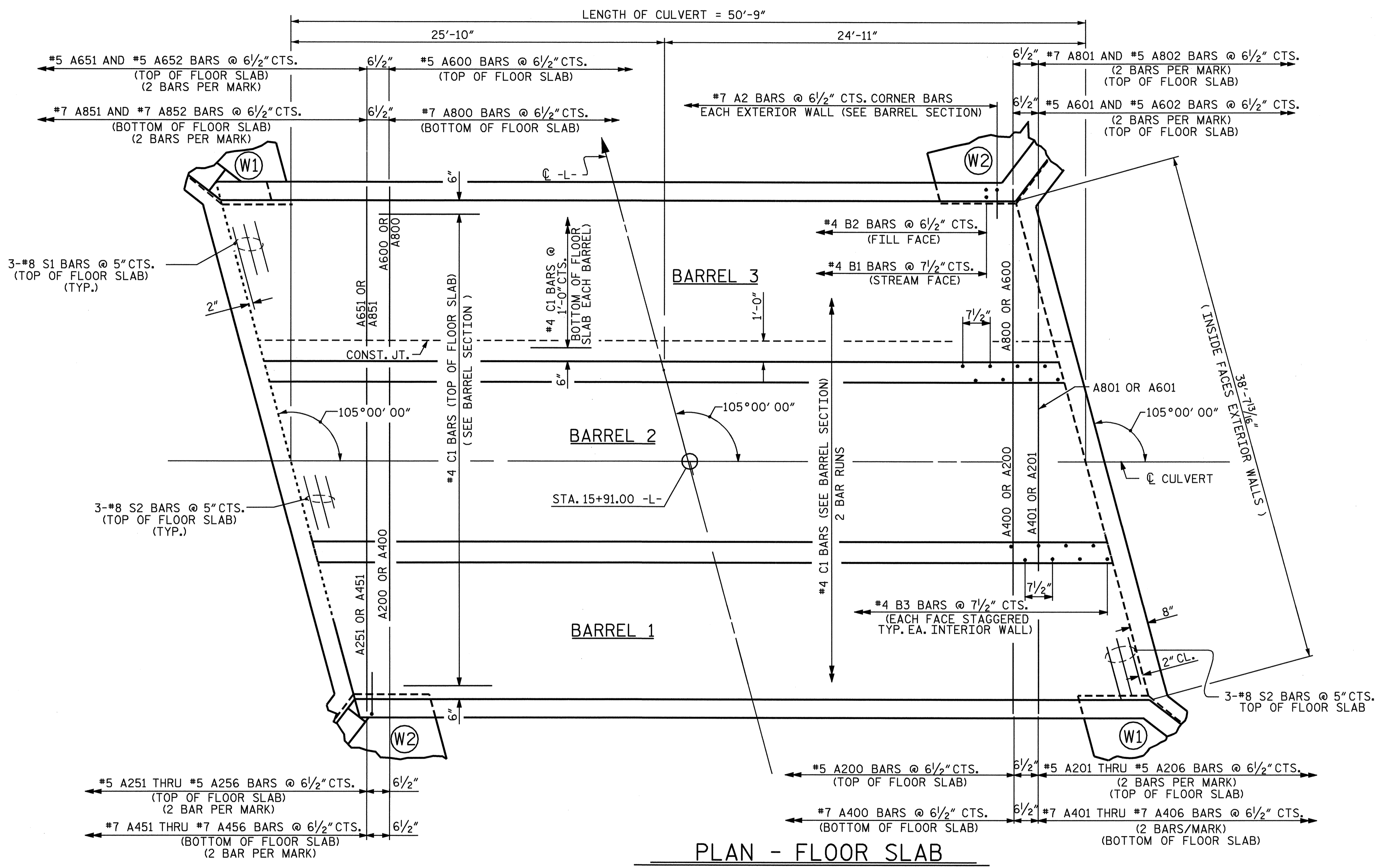
BAR	NO.	SIZE	TYPE	LENGTH	WEIGHT	BAR	NO.	SIZE	TYPE	LENGTH	WEIGHT
A100	75	#6	STR	38'-3"	4309	A400	75	#7	STR	29'-10"	4573
A101	4	#6	STR	34'-4"	206	A401	2	#7	STR	26'-3"	107
A102	4	#6	STR	30'-3"	182	A402	2	#7	STR	22'-2"	91
A103	4	#6	STR	26'-3"	158	A403	2	#7	STR	18'-2"	74
A104	4	#6	STR	22'-2"	133	A404	2	#7	STR	14'-1"	58
A105	4	#6	STR	18'-2"	109	A405	4	#7	STR	10'-1"	82
A106	4	#6	STR	14'-1"	85	A406	4	#7	STR	6'-0"	49
A107	4	#6	STR	10'-1"	61	A451	2	#7	STR	25'-11"	106
A108	4	#6	STR	6'-0"	36	A452	2	#7	STR	21'-11"	90
						A453	2	#7	STR	17'-10"	73
A200	75	#5	STR	28'-7"	2235	A454	2	#7	STR	13'-10"	57
A201	2	#5	STR	26'-3"	55	A455	2	#7	STR	9'-9"	40
A202	2	#5	STR	22'-2"	46	A456	2	#7	STR	5'-9"	24
A203	2	#5	STR	18'-2"	38						
A204	2	#5	STR	14'-1"	29	A600	87	#5	STR	11'-3"	1021
A205	4	#5	STR	10'-1"	42	A601	2	#5	STR	7'-4"	15
A206	4	#5	STR	6'-0"	25	A602	2	#5	STR	3'-4"	7
A251	2	#5	STR	24'-7"	51	A651	2	#5	STR	10'-1"	21
A252	2	#5	STR	20'-7"	43	A652	2	#5	STR	6'-0"	13
A253	2	#5	STR	16'-6"	34						
A254	2	#5	STR	12'-6"	26	A800	87	#7	STR	11'-3"	2001
A255	2	#5	STR	8'-5"	18	A801	2	#7	STR	7'-4"	30
A256	2	#5	STR	4'-5"	9	A802	2	#7	STR	3'-4"	14
						A851	2	#7	STR	10'-1"	41
A300	75	#7	STR	38'-3"	5864	A852	2	#7	STR	6'-0"	25
A301	4	#7	STR	34'-4"	281						
A302	4	#7	STR	30'-3"	247	A1	188	#6	6	5'-9"	1624
A303	4	#7	STR	26'-3"	215	A2	188	#7	6	6'-10"	1930
A304	4	#7	STR	22'-2"	181						
A305	4	#7	STR	18'-2"	149	B1	164	#4	STR	9'-2"	1004
A306	4	#7	STR	14'-1"	115	B2	188	#4	STR	7'-4"	921
A307	4	#7	STR	10'-1"	82	B3	328	#4	STR	9'-2"	2008
A308	4	#7	STR	6'-0"	49						
						C1	264	#4	STR	26'-3"	4629
						G1	8	#5	STR	39'-8"	331
						S1	6	#8	STR	32'-7"	841
						S2	6	#8	STR	11'-8"	301
						S3	6	#8	STR	39'-7"	1022

REINFORCING STEEL = 38336 LBS




SPLICE LENGTHS CHART

BAR	SIZE	SPLICE LENGTH
A200	#5	1'-9"
A400	#7	3'-1"
B1	#4	1'-11"
B3	#4	1'-11"
C1	#4	1'-11"
S1	#8	4'-0"



PLAN - FLOOR SLAB

DRAWN BY : J.D. HAWK DATE : 2/27/04
CHECKED BY : J.L. WALTON DATE : 3/22/04



PROJECT NO. B-3629
CASWELL COUNTY
STATION: 15+91.00 -L-
SHEET 3 OF 6

STATE OF NORTH CAROLINA
DEPARTMENT OF TRANSPORTATION
RALEIGH

DOUBLE 12 FT. x 8 FT.
CONCRETE BOX CULVERT
105° SKEW

REVISIONS						SHEET NO. C-3
NO.	BY:	DATE:	NO.	BY:	DATE:	
1			3			
2			4			

TOTAL SHEETS: 6