PROJECT REFERENCE NO.	SHEET NO.
B-4010	EC-3/CONST.4
R/W SHEET NO.	
ROADWAY DESIGN ENGINEER	HYDRAULICS ENGINEER

SPECIAL STILLING BASIN WITH ROCK PAD

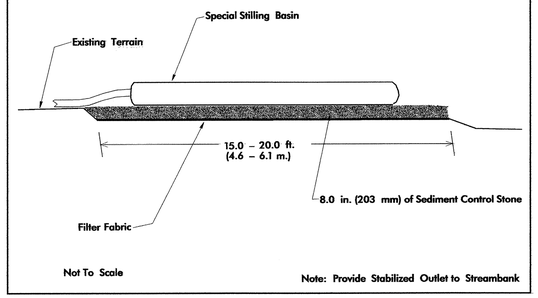

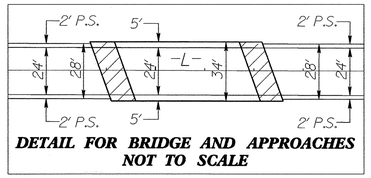

DETAIL FOR BRIDGE AND APPROACHES NOT TO SCALE

ENVIRONMENTALLY SENSITIVE AREA SEE PROJECT SPECIAL PROVISIONS

NOTE: PLACE TEMPORARY ROCK SEDIMENT DAMS TYPE- B AND TEMPORARY ROCK SILT CHECKS TYPE-A AT DRAINAGE OUTLETS.

CLEARING AND GRUBBING EROSION CONTROL FOR CONSTRUCTION SHEET 4

NOTE: UTILIZE SPECIAL STILLING BASIN AND TEMPORARY ROCK SEDIMENT DAM TYPE – B AS STILLING BASIN WHERE APPLICABLE.

EXPRESSWAY GUTTER
-L- 13+78.0 TO 15+25.0 LT
SHOULDER BERM GUTTER
-L- 11+62.1 TO 19+30.8 RT
-L- 18+99.6 TO 19+18.4 LT
-L- 22+56.4 TO 23+06.0 LT.
-L- 22+68.7 TO 24+00.0 RT.

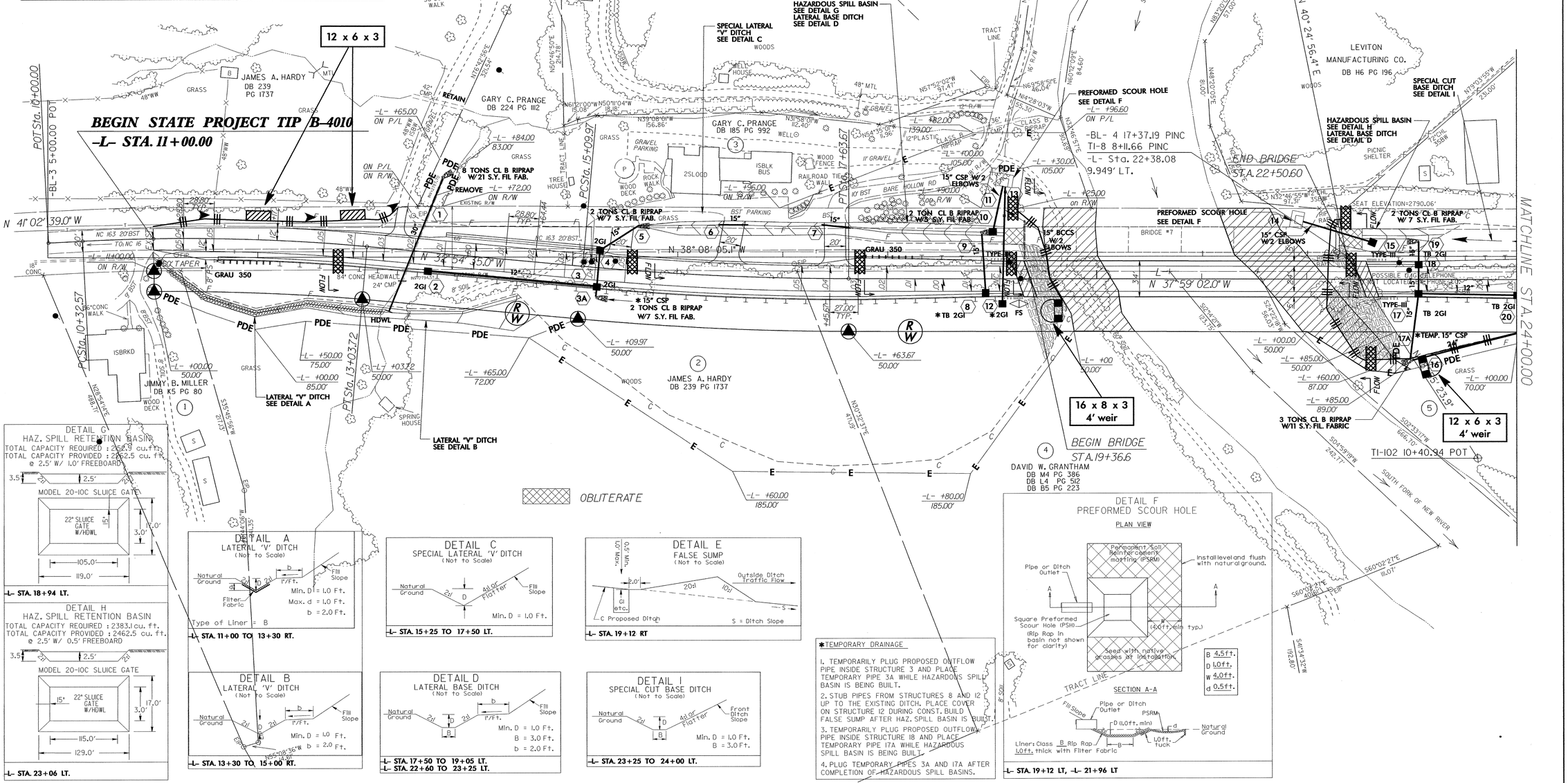

***TEMPORARY DRAINAGE**

1. TEMPORARILY PLUG PROPOSED OUTFLOW PIPE INSIDE STRUCTURE 3 AND PLACE TEMPORARY PIPE 3A WHILE HAZARDOUS SPILL BASIN IS BEING BUILT.
2. STUB PIPES FROM STRUCTURES 8 AND 12 UP TO THE EXISTING DITCH. PLACE COVER ON STRUCTURE 12 DURING CONST. BUILD FALSE SUMP AFTER HAZ. SPILL BASIN IS BUILT.
3. TEMPORARILY PLUG PROPOSED OUTFLOW PIPE INSIDE STRUCTURE 18 AND PLACE TEMPORARY PIPE 17A WHILE HAZARDOUS SPILL BASIN IS BEING BUILT.
4. PLUG TEMPORARY PIPES 3A AND 17A AFTER COMPLETION OF HAZARDOUS SPILL BASINS.