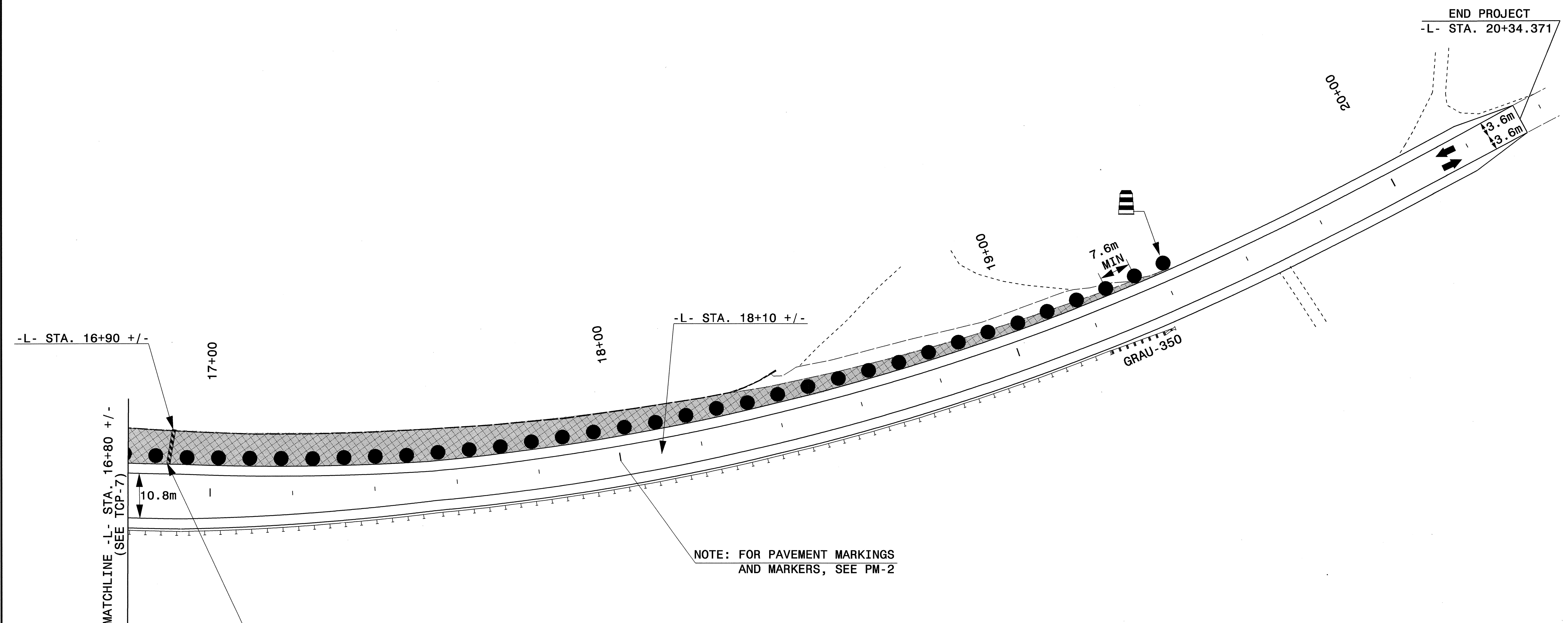





PROJ. REFERENCE NO.	SHEET NO.
B-1019	TCP-8



NOTE: FOR PAVEMENT MARKINGS AND MARKERS, SEE PM-2

MATCHLINE -L- STA. 16+80 +/- (SEE TCP-7)

-L- STA. 16+90 +/-

17+00

18+00

-L- STA. 18+10 +/-

19+00

7.6m MIN

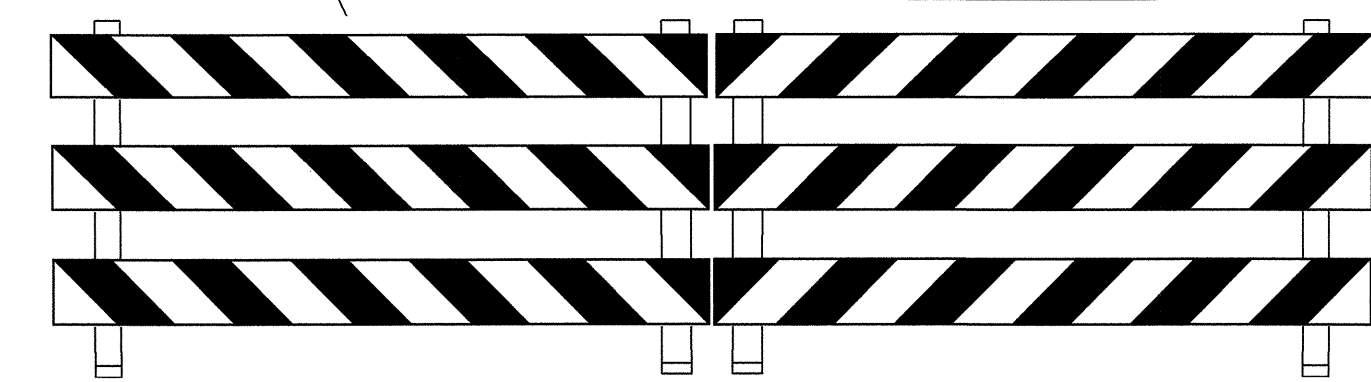
GRAU-350

END PROJECT
-L- STA. 20+34.371

20+00


3.6m
3.6m

ROAD CLOSED R11-2 1219 X 762




TYPE III BARRICADE(S)

APPROVED: *Jessica Kuse* DATE: 4/30/04



PHASE II

SCALE:	NONE
DATE:	01/2004
DWG. BY:	MLM
DESIGN BY:	MLM
REVIEWED BY:	JDK



REVISIONS	

30 JUN 2004 10:39
 H:\TCP\51019 TCP-8.dwg
 mmacleay AT 11:10:38:47