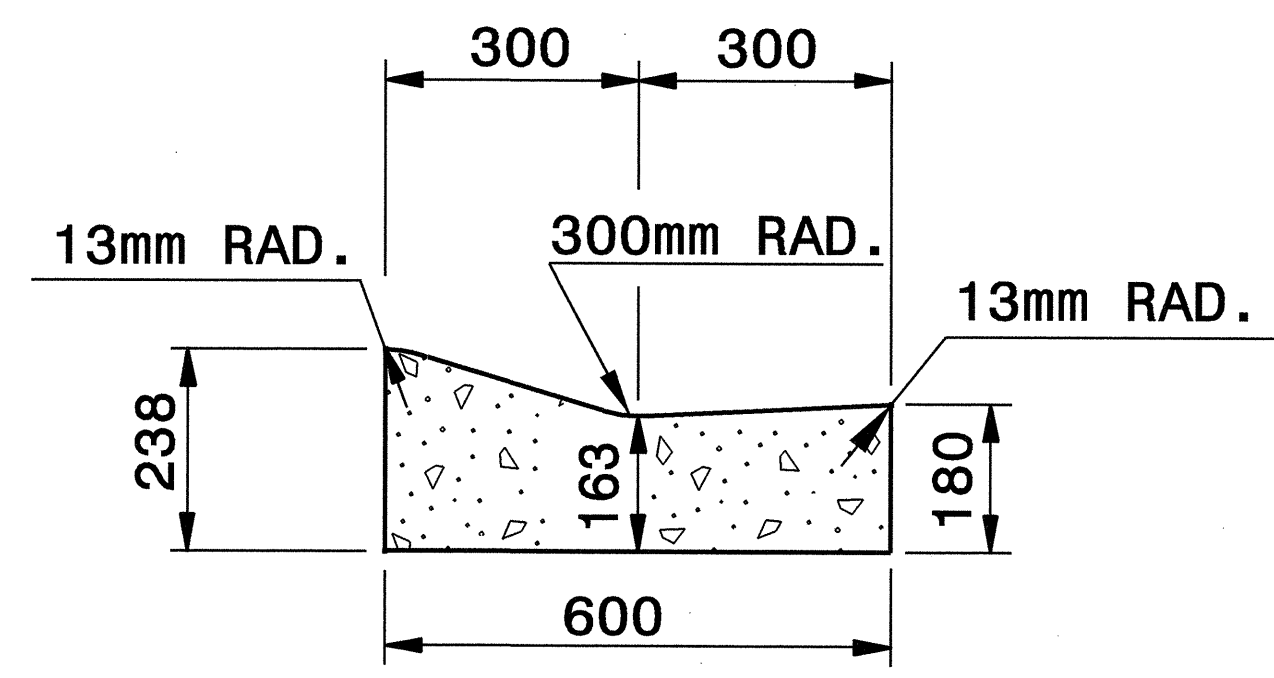




STATE OF NORTH CAROLINA
DEPT. OF TRANSPORTATION
DIVISION OF HIGHWAYS
RALEIGH, N.C.

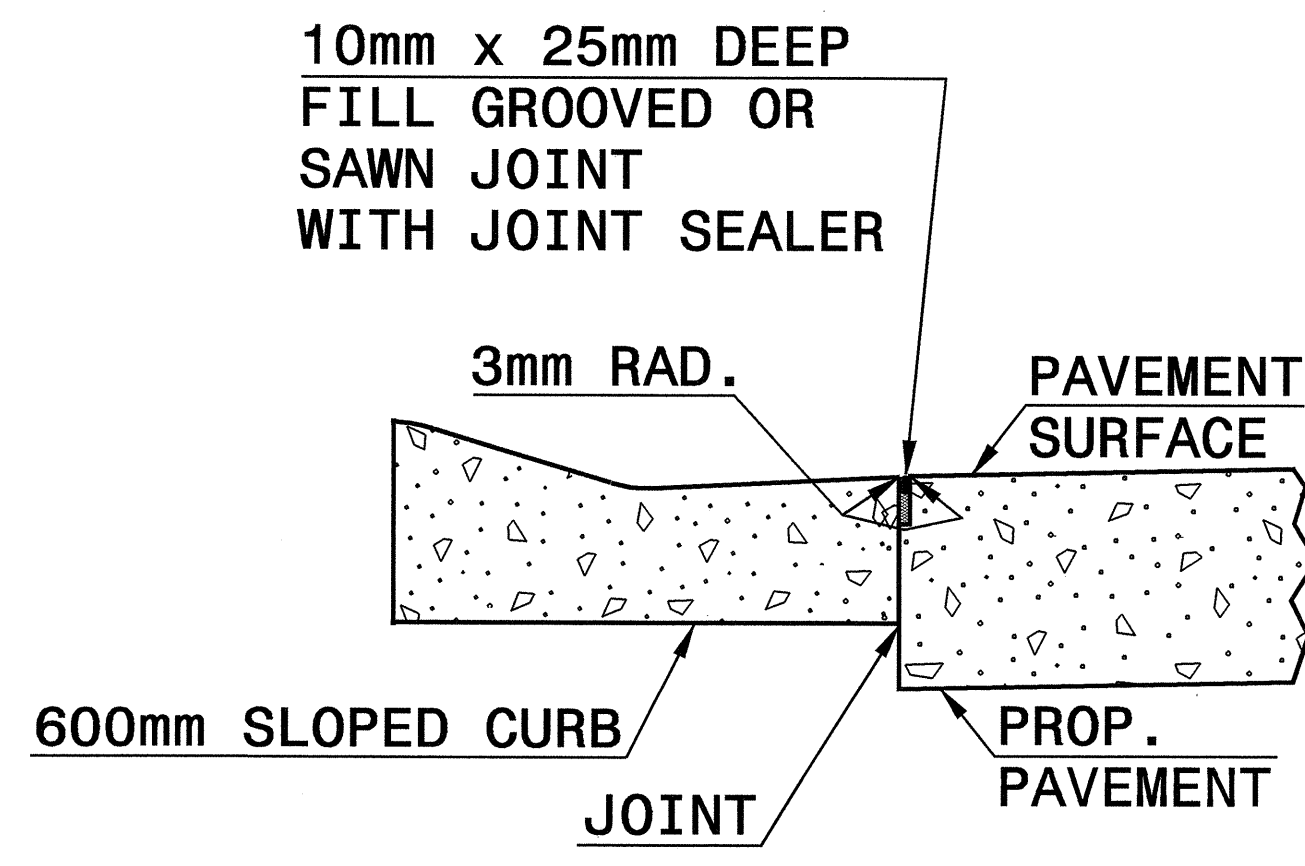
METRIC DETAIL DRAWING FOR
600mm SLOPED CURB



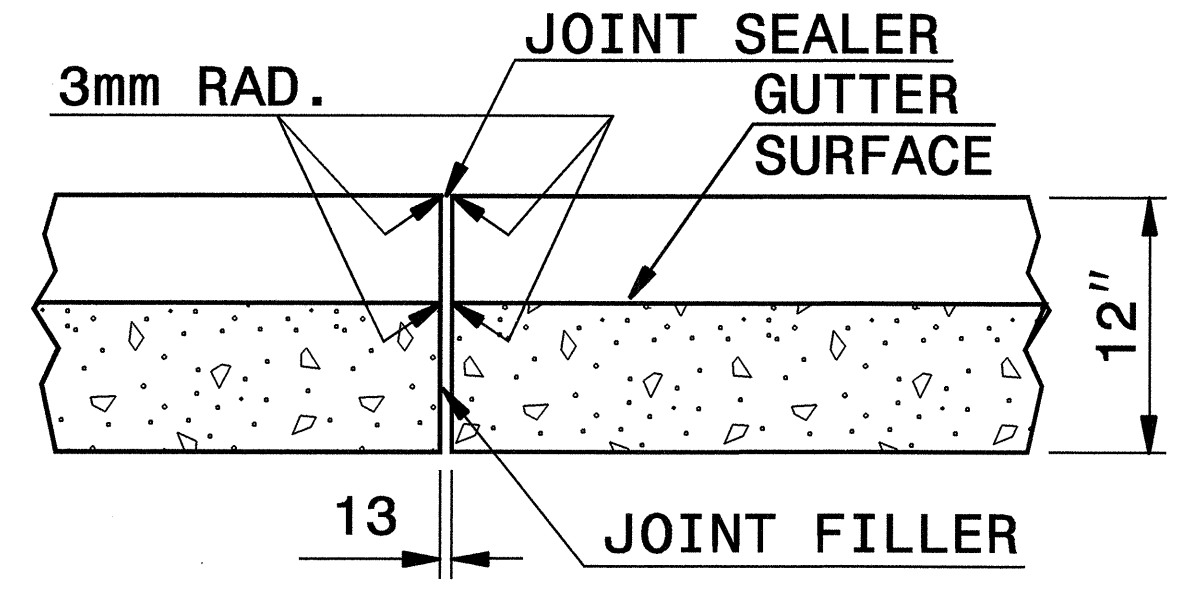
SECTION VIEW OF CURB
600mm SLOPED CURB

- GENERAL NOTES:**
- PLACE CONTRACTION JOINTS AT 3.0m INTERVALS, EXCEPT THAT A 4.5m SPACING MAY BE USED WHEN A MACHINE IS USED OR WHEN SATISFACTORY SUPPORT FOR THE FACE FORM CAN BE OBTAINED WITHOUT THE USE OF TEMPLATES AT 3.0m INTERVALS.
 - JOINT SPACING MAY BE ALTERED IF REQUIRED BY THE ENGINEER.
 - CONTRACTION JOINTS MAY BE INSTALLED WITH THE USE OF TEMPLATES OR FORMED BY OTHER APPROVED METHODS. MAKE NON-TEMPLATE FORMED JOINTS A MIN. OF 40mm DEEP.
 - FILL ALL CONSTRUCTION JOINTS, EXCEPT IN 200mm x 150mm MEDIAN CURB, WITH JOINT FILLER AND SEALER.
 - SPACE EXPANSION JOINTS AT 27.0m INTERVALS AND ADJACENT TO ALL RIGID OBJECTS.

NOTE: CURB DIMENSIONS ARE APPROXIMATE. VERIFY AND ADJUST DIMENSIONS AS FIELD CONDITIONS DICTATE.



LONGITUDINAL JOINT



TRANSVERSE EXPANSION JOINT IN CURB AND GUTTER

SECTION VIEW OF JOINTS

Note:
This drawing is dimensioned in millimeters unless otherwise depicted within the drawing.


SHEET 1 OF 1
846D01

SHEET 1 OF 1
846D01

STATE OF NORTH CAROLINA
DEPT. OF TRANSPORTATION
DIVISION OF HIGHWAYS
RALEIGH, N.C.

METRIC DETAIL DRAWING FOR
600mm SLOPED CURB

28-MAY-2003 08:24
W:\Special Details\spell\metric\sloped_curb.dgn
spell AT DST16510



**DESIGN SERVICES UNIT
STANDARDS AND SPECIAL DESIGN**
Office 919-250-4128 FAX 919-250-4119

SEE PLATE FOR TITLE

ORIGINAL BY: T.S Spell DATE: 5-28-03
MODIFIED BY: DATE:
CHECKED BY: DATE: 5-02
FILE SPEC.: w:\details\metric\sloped_curb.dgn