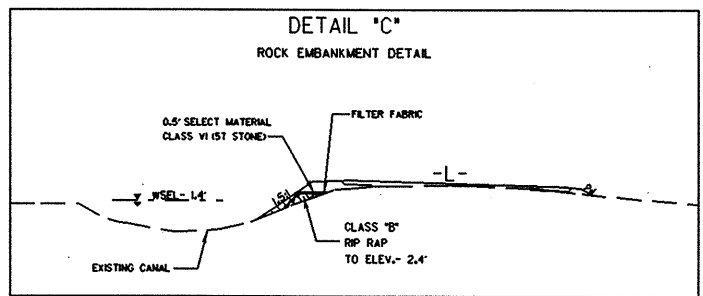
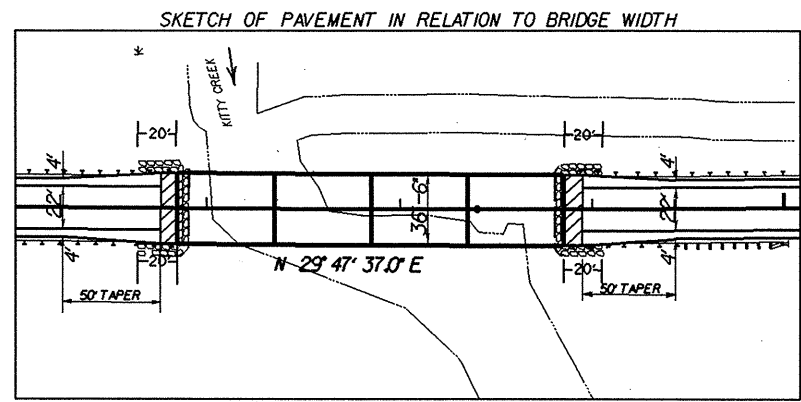
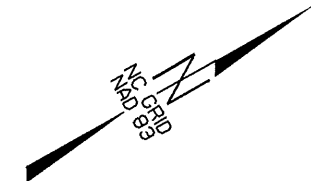


8/17/99

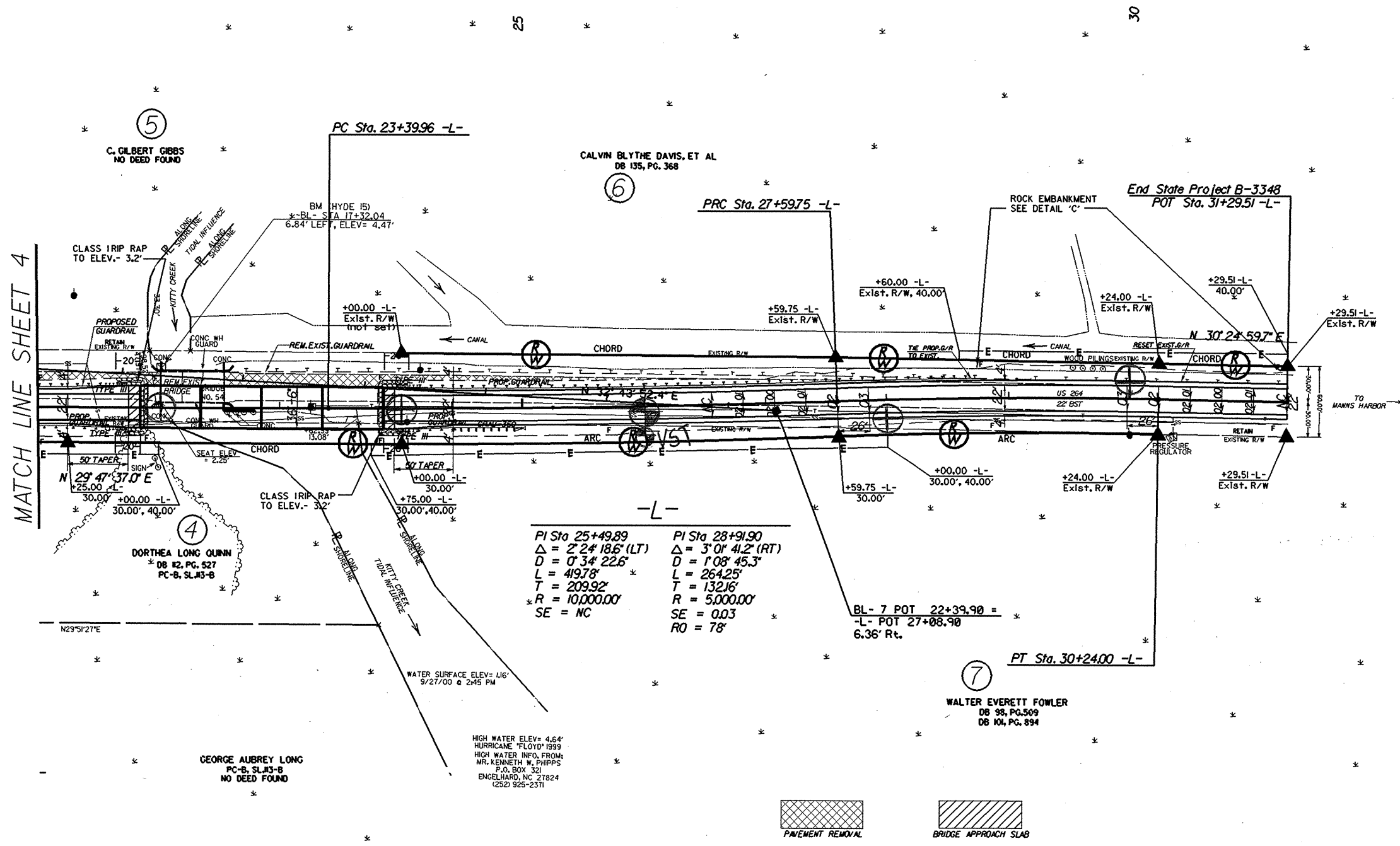
PROJECT REFERENCE NO.	SHEET NO.
B-3348	5
RW SHEET NO.	
ROADWAY DESIGN ENGINEER	HYDRAULICS ENGINEER
PRELIMINARY PLANS DO NOT USE FOR CONSTRUCTION	



FROM STA. 29+25-L TO 31+25-L- LT.



NOTE: SEE SHEET No. 6 FOR -L- PROFILE
 NOTE: SEE S- THRU S- FOR STRUCTURE PLANS



1
2
3
4
5
6
7
8
9
10
11
12
13
14
15
16
17
18
19
20
21
22
23
24
25
26
27
28
29
30
31
32
33
34
35
36
37
38
39
40
41
42
43
44
45
46
47
48
49
50
51
52
53
54
55
56
57
58
59
60
61
62
63
64
65
66
67
68
69
70
71
72
73
74
75
76
77
78
79
80
81
82
83
84
85
86
87
88
89
90
91
92
93
94
95
96
97
98
99
100