

8/23/99



PROJ. REFERENCE NO.
R-3427

SHEET NO.
X-159

70

60

50

40

30

20

10

0

10

20

30

40

50

60

70

900

895

890

885

895

890

885

895

890

885

895

890

885

880

900

895

890

885

895

890

885

895

890

885

895

890

885

880

70

60

50

40

30

20

10

0

10

20

30

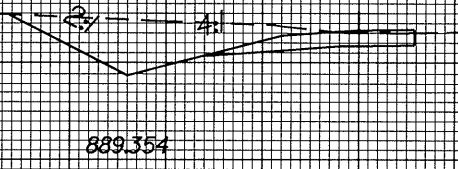
40

50

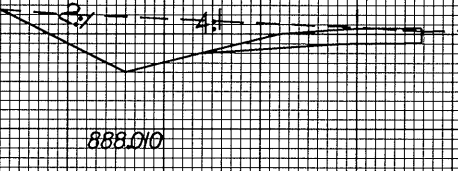
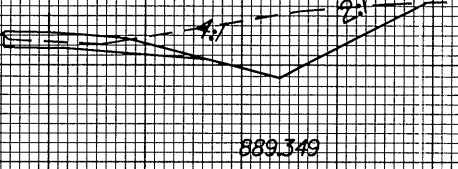
60

70

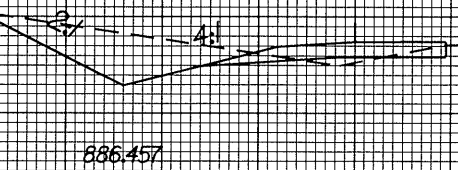
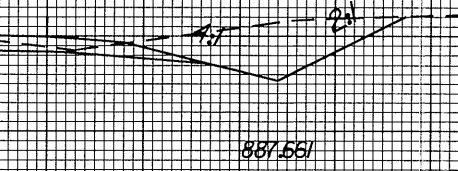
5-JUL-2004 13:04
F:\V01\1347_01\1347.dwg
C:\Program Files\Autodesk\AutoCAD 2004\acad.plt



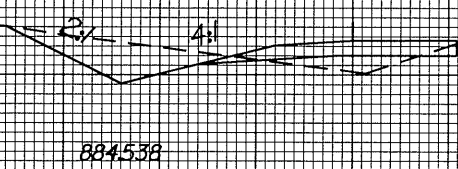
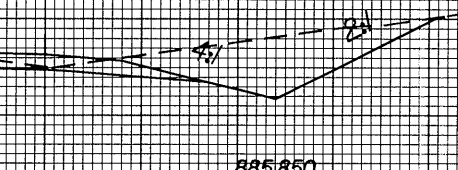
891.95
891.786



275.150.00
890.35
890.186



275.100.00
19.888
888.67
888.502



274.150.00
887.03
887.749
274.100.00

