

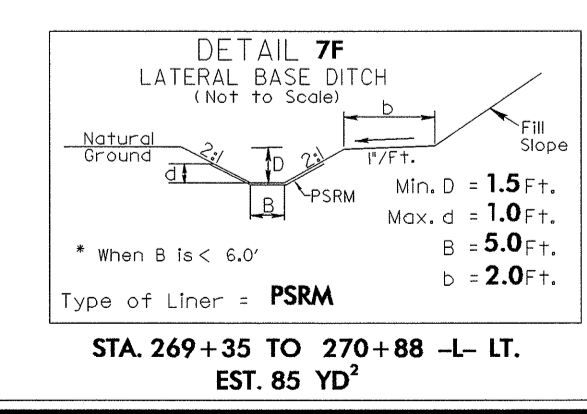
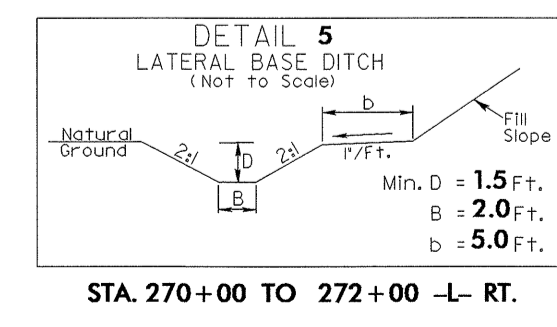
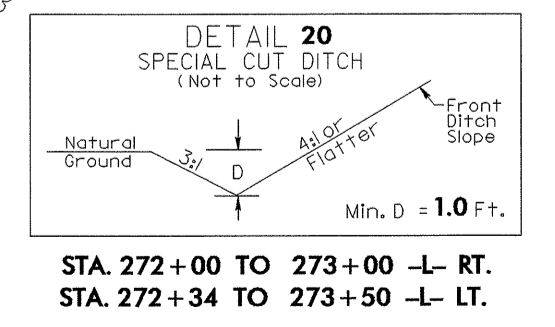
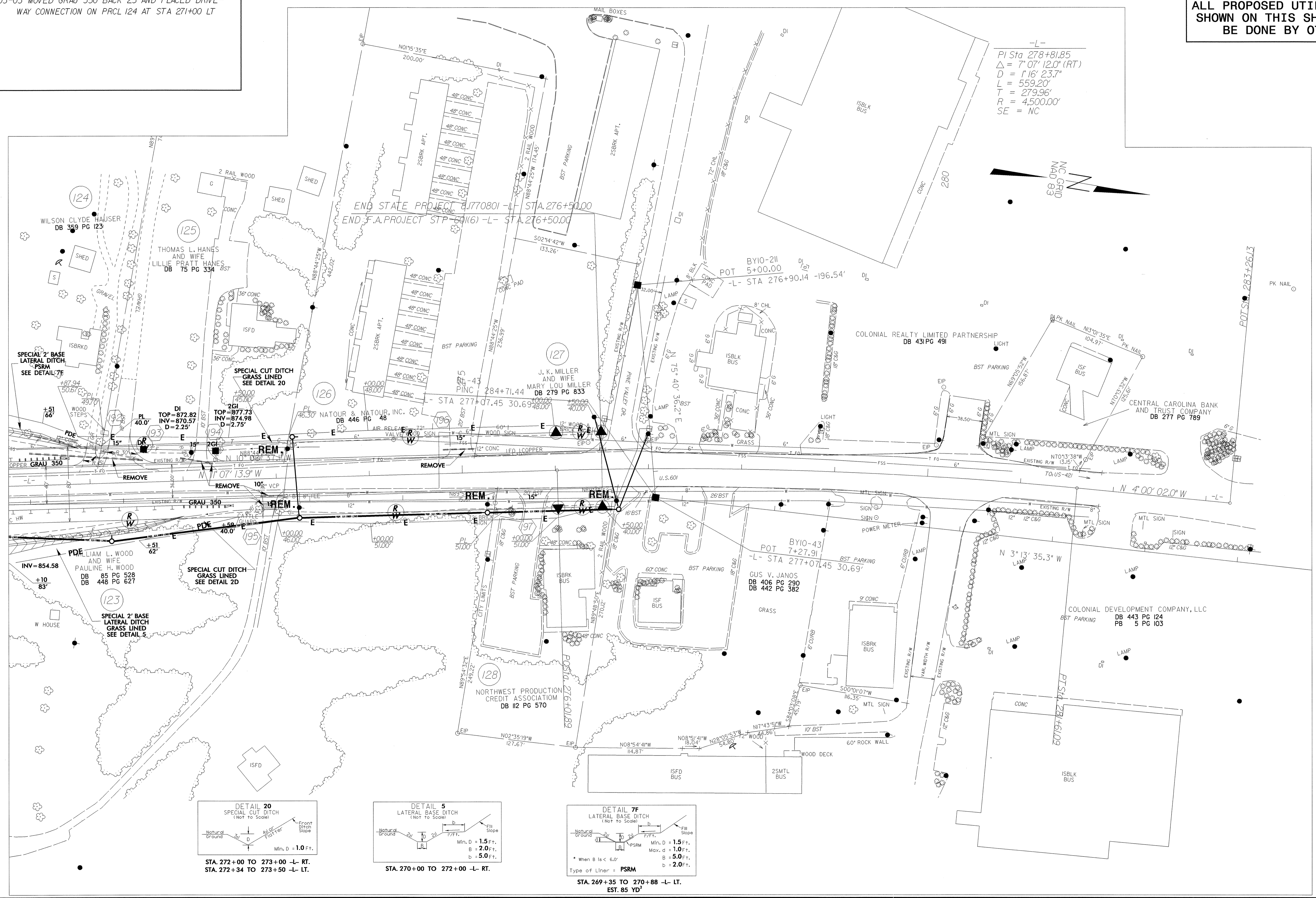
UTILITIES BY OTHERS

NOTE:
ALL PROPOSED UTILITY WORK
SHOWN ON THIS SHEET WILL
BE DONE BY OTHERS

7/12/99
REVISIONS
06-03-03 MOVED GRAU 350 BACK 25' AND PLACED DRIVE-
WAY CONNECTION ON PRCL 124 AT STA 271+00 LT

-L-
PI Sta 278+81.85
 $\Delta = 7' 07" 12.0" (RT)$
 $D = 1' 16" 23.7"$
 $L = 559.20'$
 $T = 279.96'$
 $R = 4,500.00'$
SE = NC

MATCHLINE SEE SHEET UO-20



7/12/99
70-AUG-2004 10:28
P:\01\Projects\NR3427_UO_21\psh.dgn
P:\01\Projects\NR3427_UO_21\psh.dgn
P:\01\Projects\NR3427_UO_21\psh.dgn