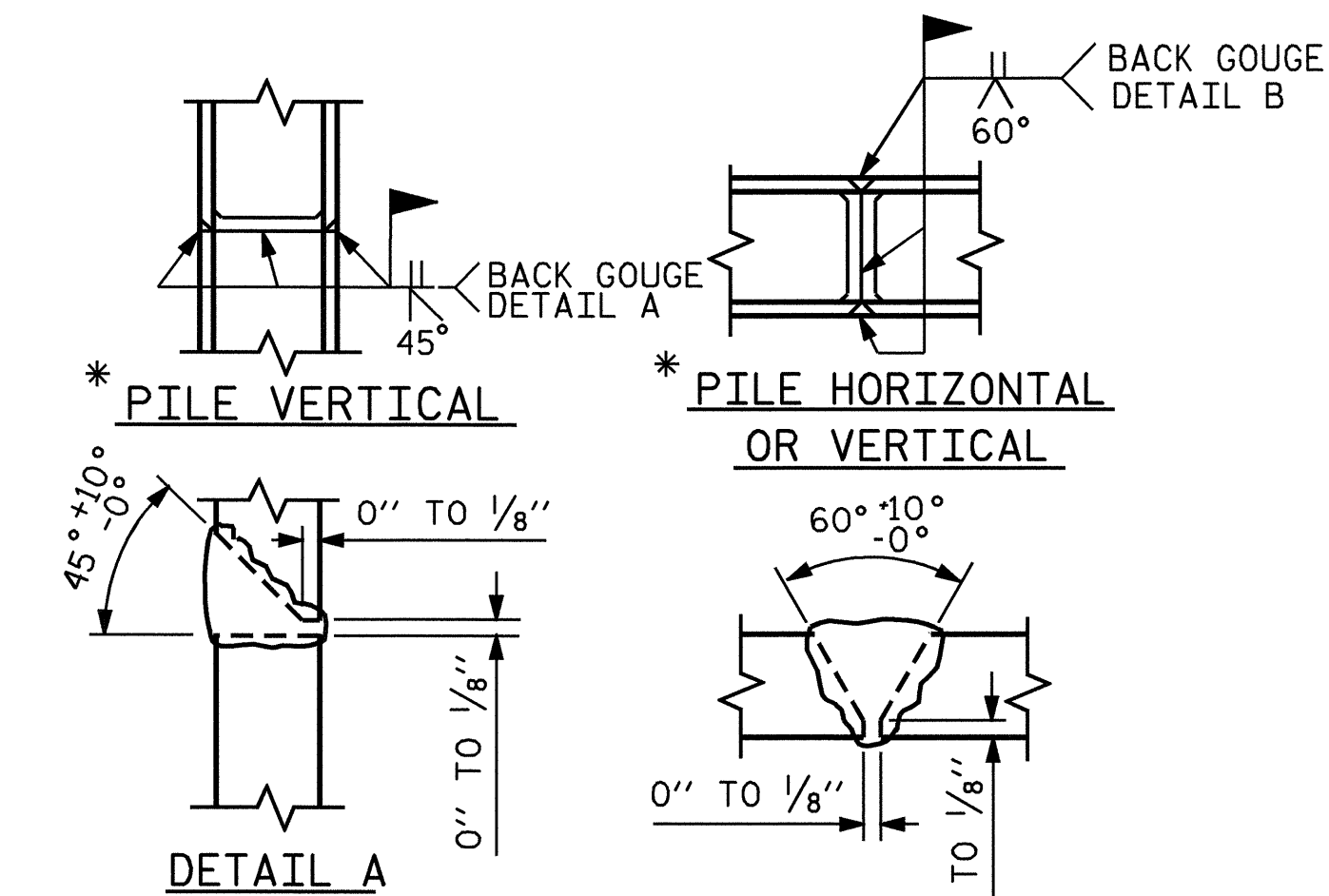


SECTION A-A

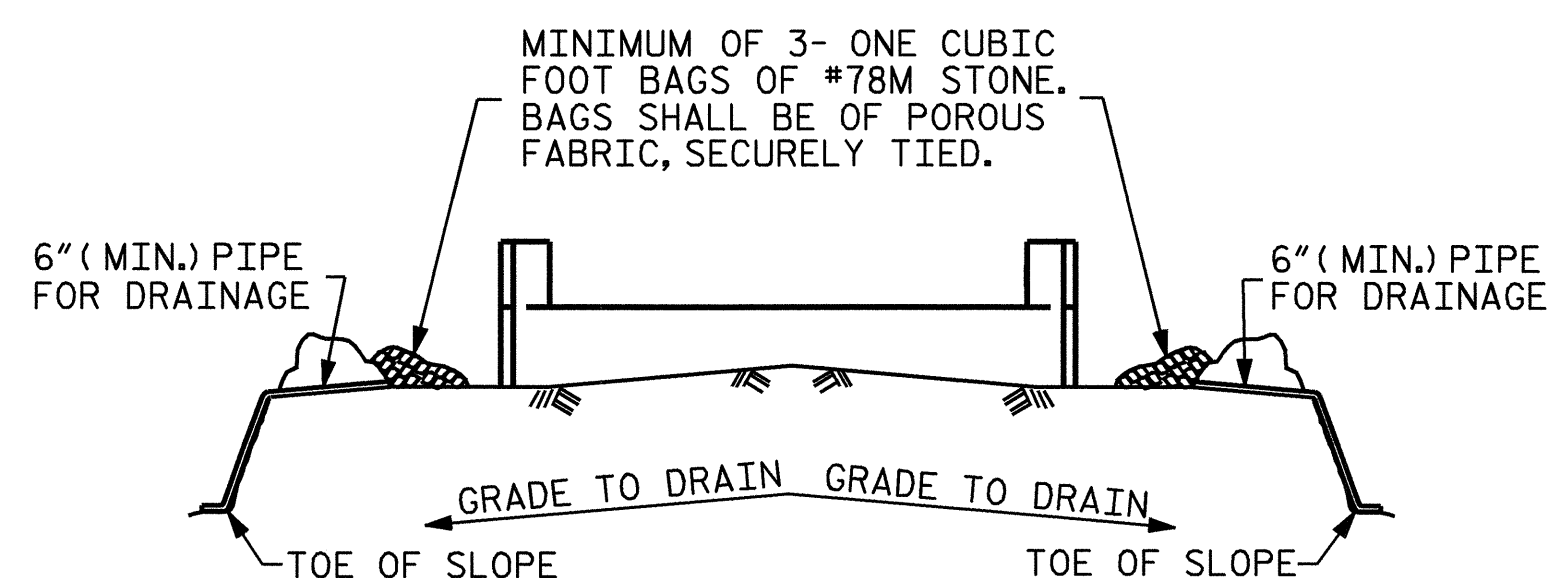


PILE SPLICE DETAILS

* POSITION OF PILE DURING WELDING.

BAR TYPES					BILL OF MATERIAL						
					END BENT #1						
BAR	NO.	SIZE	TYPE	LENGTH	WEIGHT						
B1	8	9		44'-1"	1199						
B2	2	5	STR	41'-8"	87						
B3	8	4	STR	22'-1"	118						
B4	10	4	STR	2'-5"	16						
D1	24	6	STR	1'-6"	54						
H1	20	4	2	5'-4"	71						
K1	8	4	STR	2'-6"	13						
S1	37	4	3	7'-5"	183						
S2	37	4	4	3'-2"	78						
S3	12	4	5	6'-6"	52						
S4	4	4	6	4'-9"	13						
V1	32	4	STR	4'-3"	91						
REINFORCING STEEL					LBS	1975					
CLASS "A" CONCRETE BREAKDOWN											
POUR #1					CAP & LOWER PART OF WINGS					11.4	YD3
POUR #2					UPPER PART OF WINGS					1.1	YD3
POUR #3					LATERAL GUIDES					0.1	YD3
CLASS "A" CONCRETE TOTAL										12.6	YD3
HP 12 x 53 STEEL PILES											
NO. 6					LIN. FT. 270						

ALL BAR DIMENSIONS ARE OUT TO OUT.



BAGGED STONE AND PIPE SHALL BE PLACED IMMEDIATELY AFTER COMPLETION OF END BENT EXCAVATION. PIPE MAY BE EITHER CONCRETE, CORRUGATED STEEL, CORRUGATED ALUMINUM ALLOY, OR CORRUGATED PLASTIC. PERFORATED PIPE WILL NOT BE ALLOWED.

BAGGED STONE SHALL REMAIN IN PLACE UNTIL THE ENGINEER DIRECTS THAT IT BE REMOVED. THE CONTRACTOR SHALL REMOVE AND DISPOSE OF SILT ACCUMULATIONS AT BAGGED STONE WHEN SO DIRECTED BY THE ENGINEER. BAGS SHALL BE REMOVED AND REPLACED WHENEVER THE ENGINEER DETERMINES THAT THEY HAVE DETERIORATED AND LOST THEIR EFFECTIVENESS.

NO SEPARATE PAYMENT WILL BE MADE FOR THIS WORK AND THE ENTIRE COST OF THIS WORK SHALL BE INCLUDED IN THE UNIT CONTRACT PRICE BID FOR THE SEVERAL PAY ITEMS.


TEMPORARY DRAINAGE AT END BENT

PROJECT NO. B-3711
WAYNE COUNTY
 STATION: 18+53.50 -L-

SHEET 3 OF 3

STATE OF NORTH CAROLINA
 DEPARTMENT OF TRANSPORTATION
 RALEIGH

SUBSTRUCTURE
 END BENT #1



DRAWN BY: T.L. AVERETTE DATE: 01-04
 CHECKED BY: F. GUZMAN DATE: 05-04

REVISIONS						SHEET NO.	
NO.	BY:	DATE:	NO.	BY:	DATE:	S-10	
1			3			TOTAL	19
2			4			SHEETS	