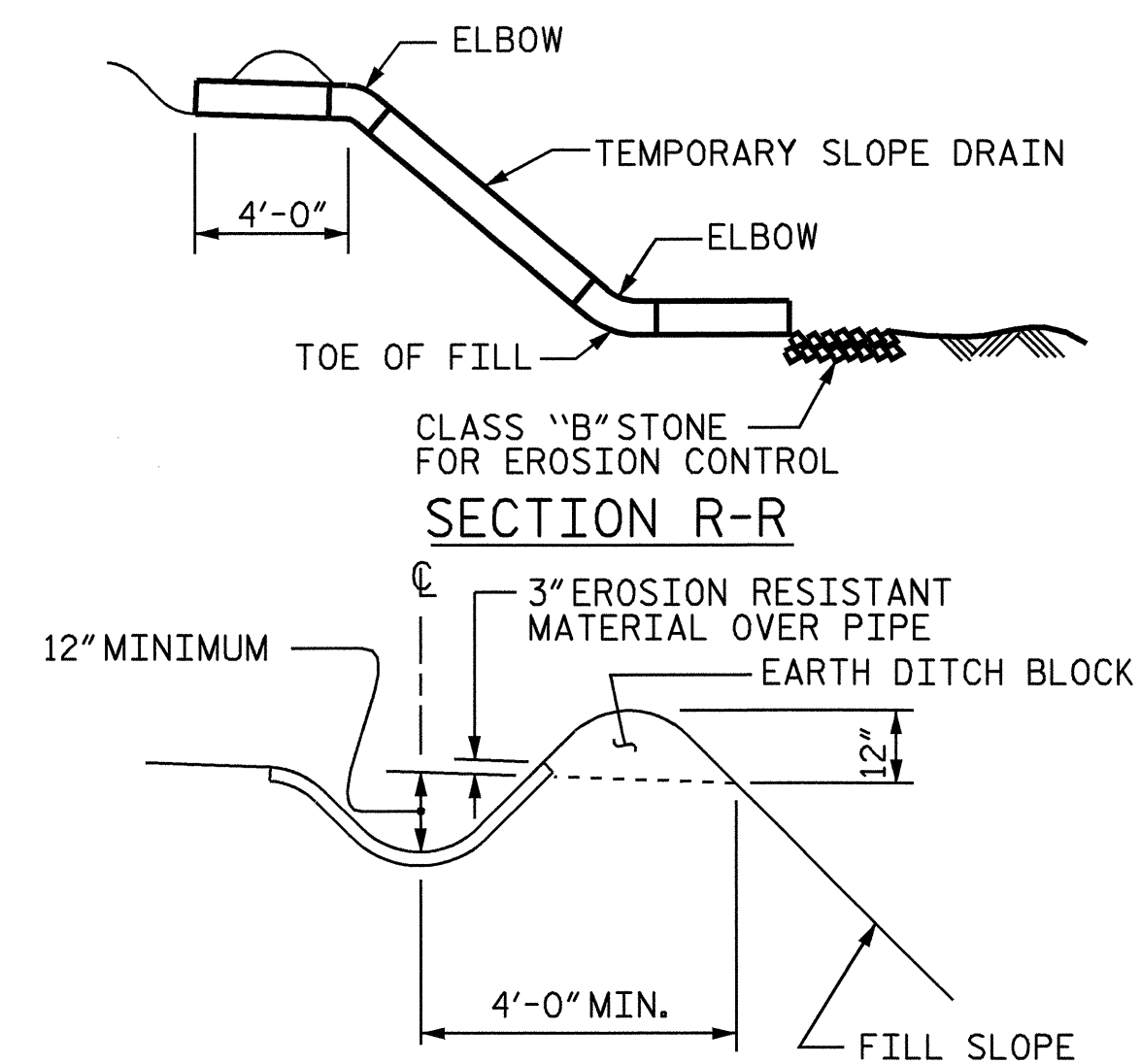


NOTE: IMMEDIATELY AFTER THE CONSTRUCTION OF THE APPROACH SLAB, THE CONTRACTOR SHALL PROVIDE TEMPORARY BERM AND SLOPE DRAIN. CONTRACTOR SHALL GRADE TO PIPE INLET AND PROVIDE EROSION RESISTANT MATERIAL AS SHOWN. THE EROSION RESISTANT MATERIAL SHALL BE EITHER 1) ASPHALT PLANT MIX, TYPE 1 OR TYPE 2, MIN. 2" DEPTH, 2) EROSION CONTROL MAT, OR 3) CONCRETE, AS DIRECTED BY THE ENGINEER. THE SLOPE DRAIN SHALL CONSIST OF A NON-PERFORATED TEMPORARY DRAINAGE PIPE, 12 INCHES IN DIAMETER.

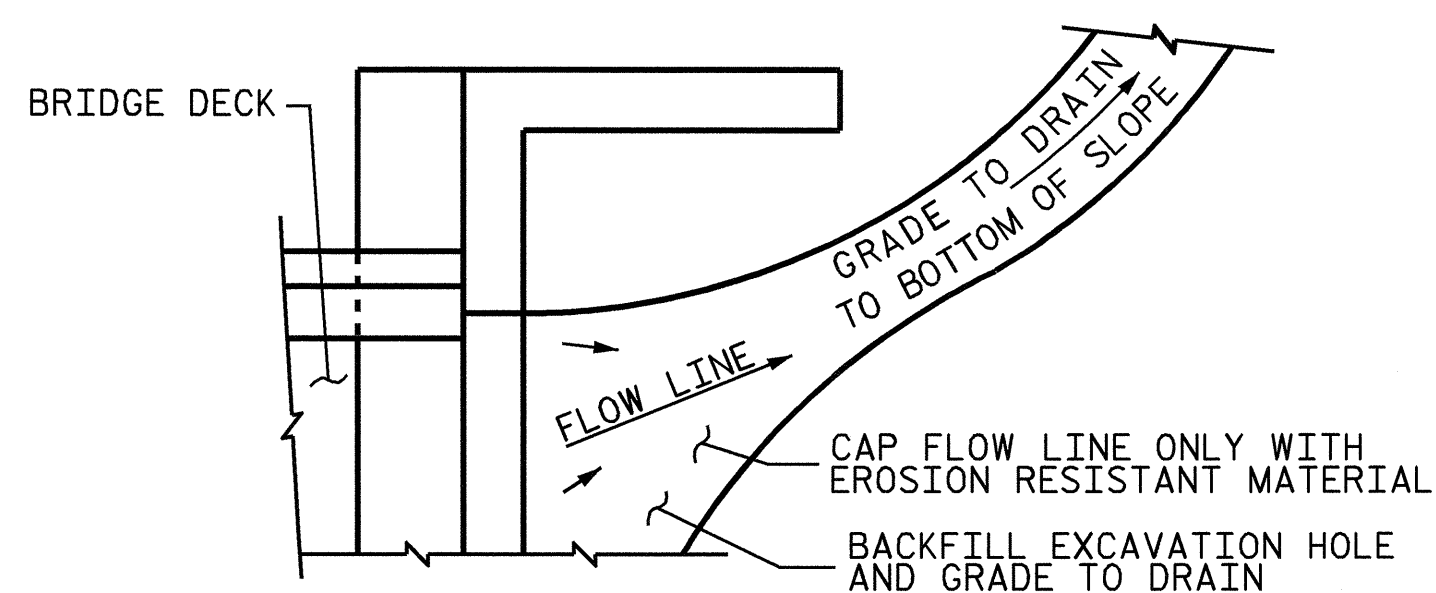
PLAN VIEW



SECTION S-S

### TEMPORARY BERM AND SLOPE DRAIN DETAILS

TO BE USED WHEN SHOULDER BERM GUTTER IS REQUIRED



NOTE: IF THE APPROACH SLAB IS NOT CONSTRUCTED IMMEDIATELY AFTER THE BACKFILLING OF THE END BENT EXCAVATION, GRADE TO DRAIN TO THE BOTTOM OF THE SLOPE AND PROVIDE EROSION RESISTANT MATERIAL, SUCH AS FIBERGLASS ROVING OR AS DIRECTED BY THE ENGINEER TO PREVENT SOIL EROSION AND TO PROTECT THE AREA ADJACENT TO THE STRUCTURE. THE CONTRACTOR WILL BE REQUIRED TO REMOVE THESE MATERIALS PRIOR TO CONSTRUCTION OF THE APPROACH SLAB.


### TEMPORARY DRAINAGE DETAIL

PROJECT NO. B-4270  
SAMPSON COUNTY  
 STATION: 14+60.00 -L-

SHEET 3 OF 3

STATE OF NORTH CAROLINA  
 DEPARTMENT OF TRANSPORTATION  
 RALEIGH

STANDARD  
 BRIDGE APPROACH  
 SLAB DETAILS



ASSEMBLED BY : A. V. ROYAL	DATE : 4/04
CHECKED BY : P. C. BREWER	DATE : 5/04
DRAWN BY : FCJ	11/88
CHECKED BY : ARB	11/88
REV. 8/16/99	MAB/LES
REV. 10/17/00	RWW/LES
REV. 5/7/03	RWW/JTE

REVISIONS						1988
NO.	BY:	DATE:	NO.	BY:	DATE:	SHEET NO.
1			3			S-23
2			4			TOTAL SHEETS 23