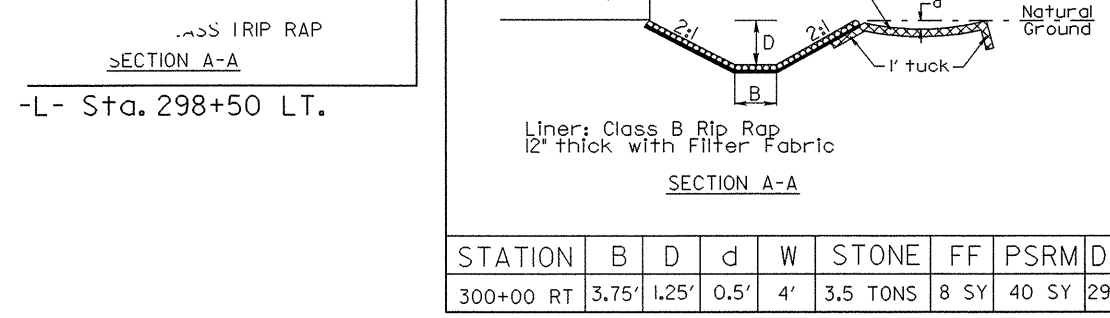
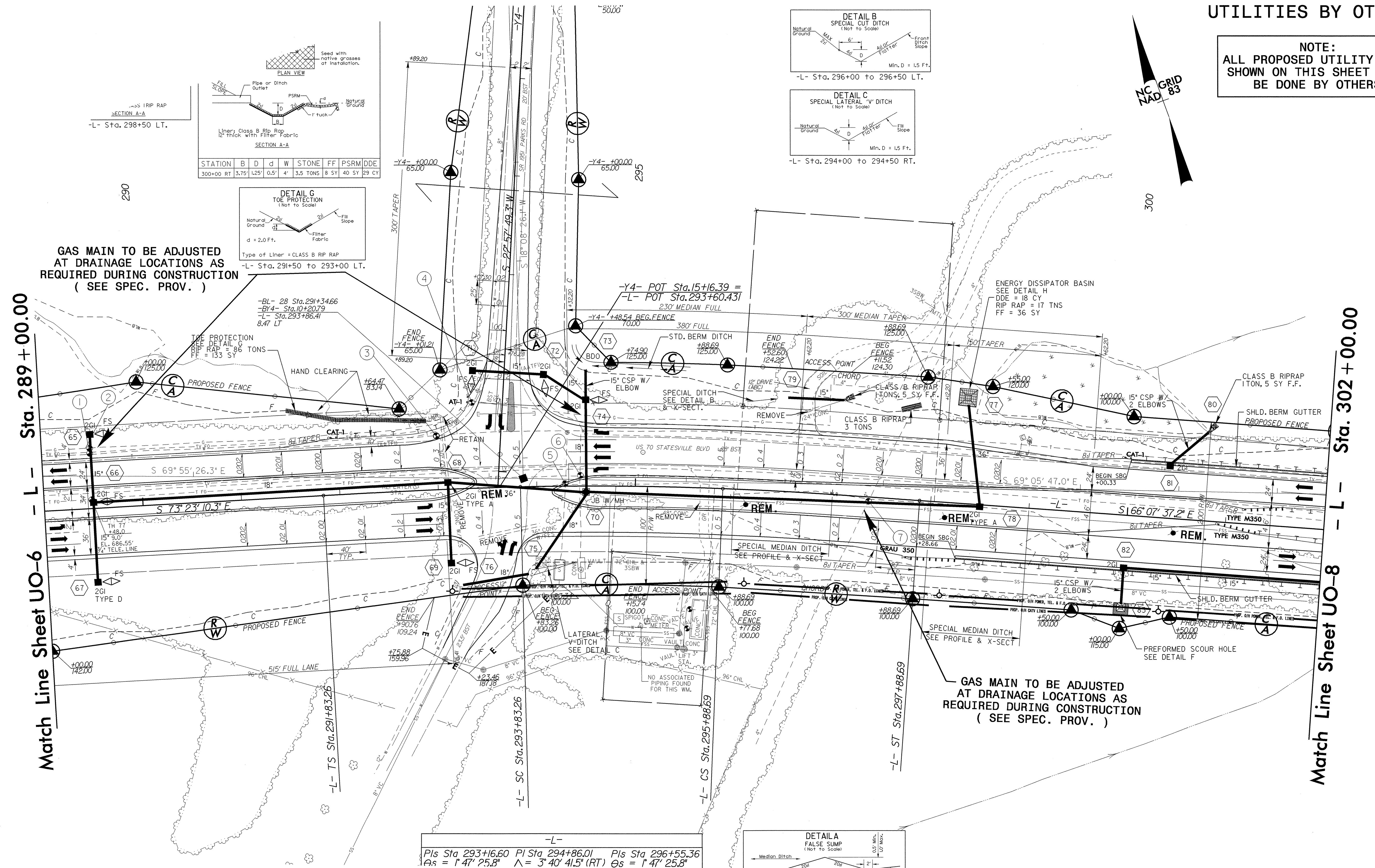
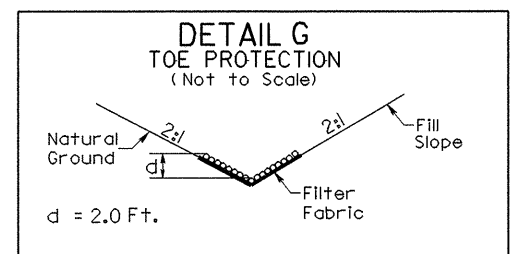


UTILITIES BY OTHERS

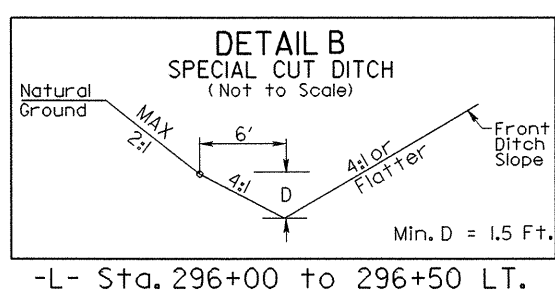
NOTE:
ALL PROPOSED UTILITY WORK
SHOWN ON THIS SHEET WILL
BE DONE BY OTHERS



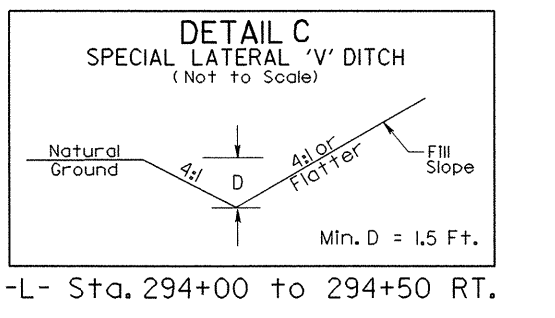
STATION	B	D	d	W	STONE	FF	PSRM	DDE
300+00 RT	3.75'	1.25'	0.5'	4'	3.5 TONS	8 SY	40 SY	29 CY



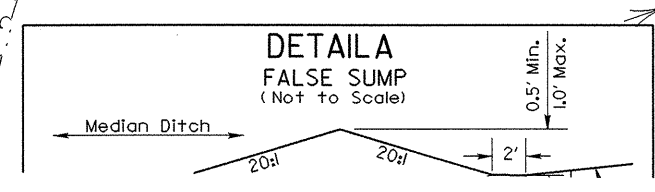
Type of Liner = CLASS B RIP RAP
-L- Sta. 291+50 to 293+00 LT.



-L- Sta. 296+00 to 296+50 LT.



-L- Sta. 294+00 to 294+50 RT.



-L-
Pls Sta 293+16.60 PI Sta 294+86.01 Pls Sta 296+55.36
θs = 1° 47' 25.8" Δ = 3° 40' 41.5" (RT) θs = 1° 47' 25.8"

Match Line Sheet UO-6 -L- Sta. 289+00.00

Match Line Sheet UO-8 -L- Sta. 302+00.00

GAS MAIN TO BE ADJUSTED
AT DRAINAGE LOCATIONS AS
REQUIRED DURING CONSTRUCTION
(SEE SPEC. PROV.)

GAS MAIN TO BE ADJUSTED
AT DRAINAGE LOCATIONS AS
REQUIRED DURING CONSTRUCTION
(SEE SPEC. PROV.)

SBG - Shoulder Berm Gutter
Note: See Sheet 24 for -L- line profile
See Sheet 32 for -Y4- line profile
See Sheet 2E for driveways

8/17/99
21-SEP-2004 08:54 I:\Projects\Utility Others\vr2911d.ut.uo7_r.dwg
vr2911d.ut.uo7_r.dwg
vr2911d.ut.uo7_r.dwg