

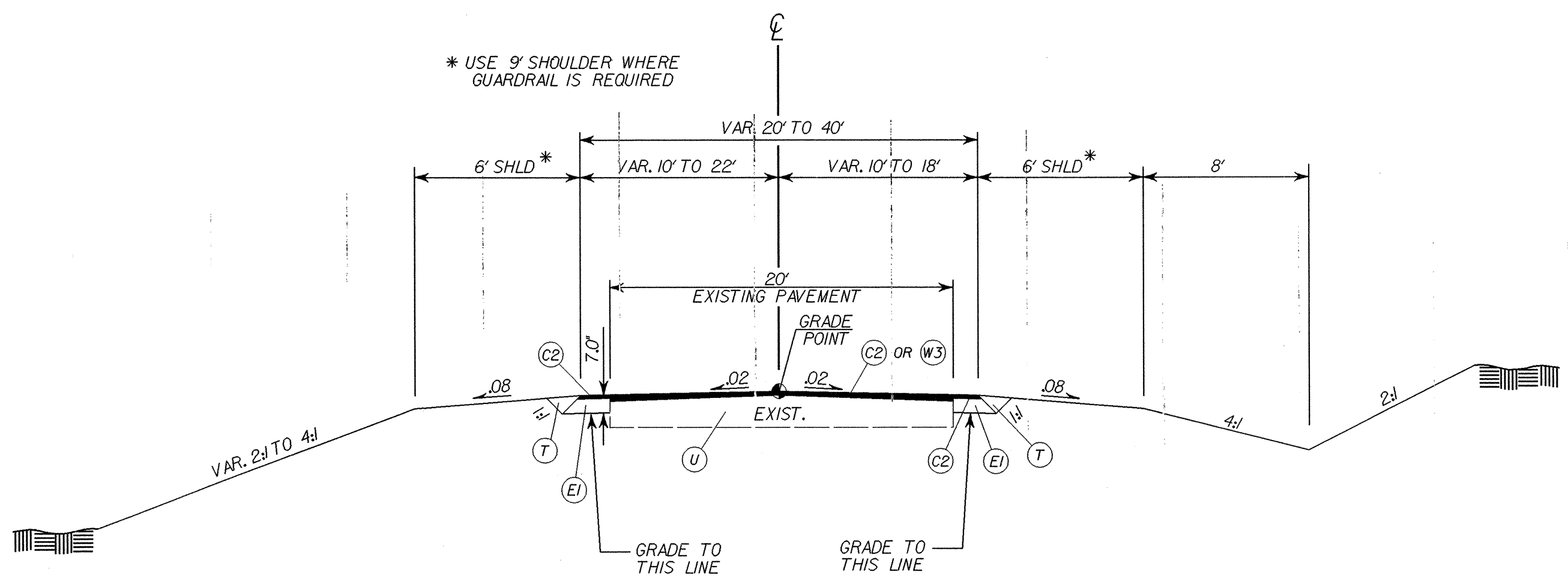


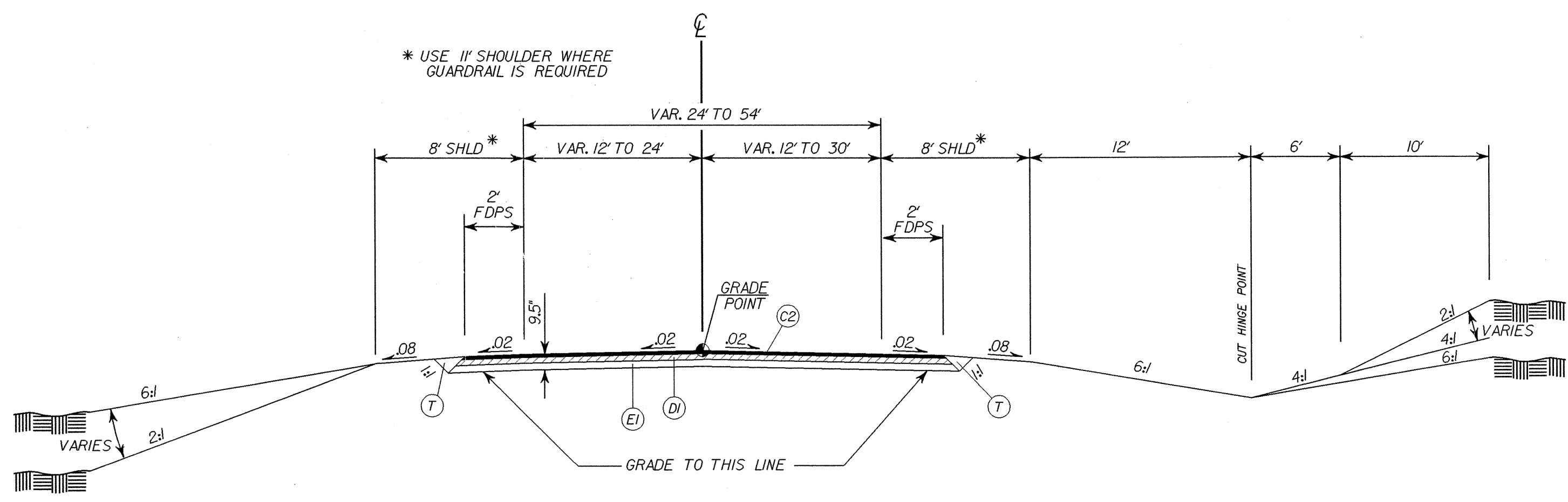
6/2/09

PROJECT REFERENCE NO. R-2911D	SHEET NO. 2-C
ROADWAY DESIGN ENGINEER DAVID W. BASS 10/4/08	PAVEMENT DESIGN ENGINEER CLARK S. MORRISON 11/16/08
 	
PBSJ 1616 EAST MILBROOK ROAD, SUITE 310 RALEIGH, NORTH CAROLINA 27609	



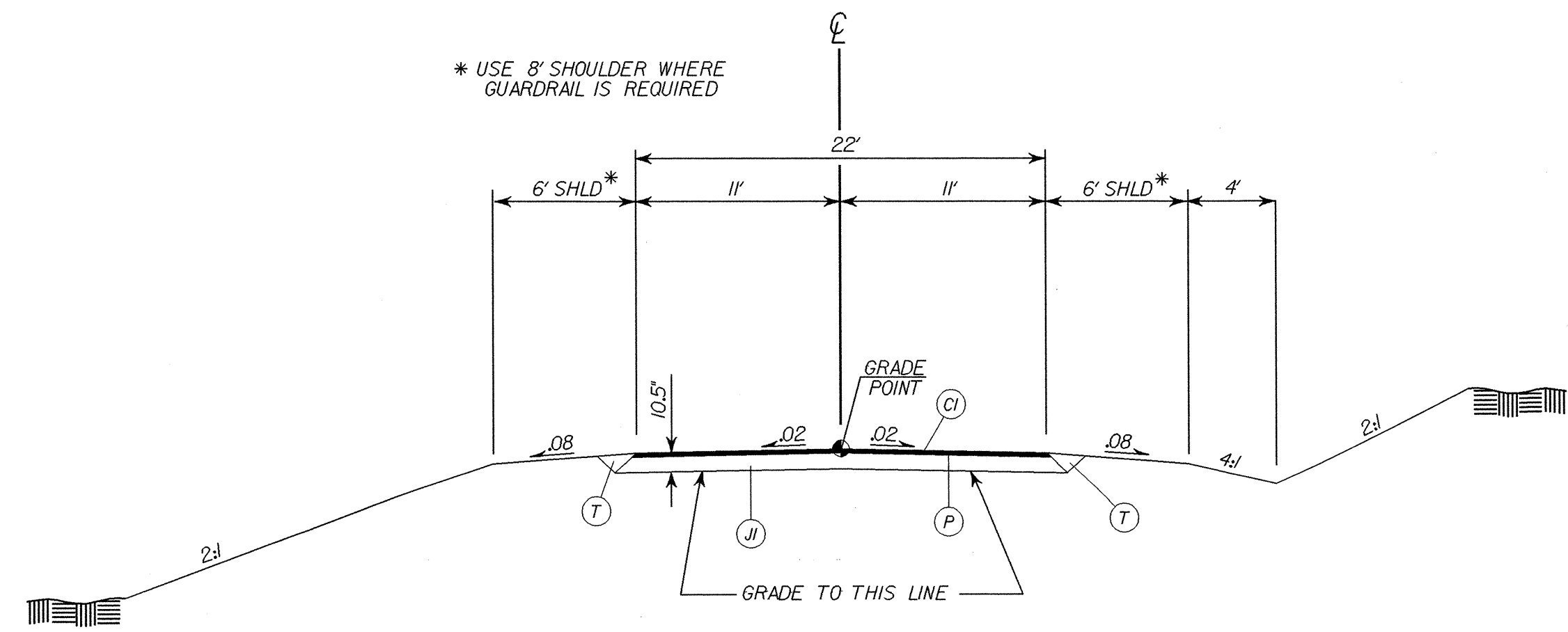
TYPICAL SECTION NO.6

USE TYPICAL SECTION NO. 6:
-Y4- STA 10+00.00 TO STA 14+69.22



TYPICAL SECTION NO.7

USE TYPICAL SECTION NO. 7:
-Y5- STA 10+47.00 TO STA 14+50.00



TYPICAL SECTION NO.8

USE TYPICAL SECTION NO. 8:
-Y5DET- STA 9+83.74 TO STA 16+53.89

PAVEMENT SCHEDULE	
C1	2.5" S9.5B
C2	3.0" S9.5B
D1	2.5" I19.0B
E1	4.0" B25.0B
J1	8" ABC
P	PRIME COAT
T	EARTH MATERIAL
W3	WEDGING (-Y- LINES)

04-001-2009-1822-2911d-1-rodj_typ.dgn
 11/25/08 2:41