

**NOTES**

APPROACH SLAB SHALL NOT BE CONSTRUCTED PRIOR TO COMPLETION OF THE BRIDGE DECK.

FOR REINFORCED BRIDGE APPROACH FILL INCLUDING FABRIC, IMPERMEABLE GEOMEMBRANE, 4" Ø DRAINAGE PIPE, #78M STONE, AND SELECT MATERIAL, SEE ROADWAY PLANS.

TEMPORARY DRAINAGE AND TEMPORARY BERM AND SLOPE DRAINS WILL BE PAID FOR UNDER THE LUMP SUM PRICE FOR BRIDGE APPROACH SLAB.

AREA BETWEEN THE WINGWALL AND APPROACH SLAB SHALL BE GRADED TO DRAIN THE WATER AWAY FROM THE FILL FACE OF THE BRIDGE AND SHALL BE PAVED, SEE ROADWAY PLANS.

THE 6" COMP. A.B.C. SHALL EXTEND 10'-0" BEYOND THE END OF THE APPROACH SLAB AND 1'-0" OUTSIDE OF EACH EDGE OF THE SLAB.

THE CONTRACTOR MAY USE 4" TYPE B-25.0B ASPHALT CONCRETE BASE COURSE IN LIEU OF 6" COMP. A.B.C. IF THIS OPTION IS USED, THE BASE COURSE SHALL EXTEND 1'-0" BEYOND THE END OF THE SLEEPER SLAB AND THE WIDTH SHALL BE THE SAME AS THAT OF THE APPROACH SLAB.

THE CONTRACTOR MAY USE 5" CLASS "A" CONCRETE BASE IN LIEU OF 6" COMP. A.B.C. IF THIS OPTION IS USED, THE CONCRETE BASE SHALL EXTEND 1'-0" BEYOND THE END OF THE SLEEPER SLAB AND THE WIDTH SHALL BE THE SAME AS THAT OF THE APPROACH SLAB. THE CONCRETE SHALL BE FINISHED TO A SMOOTH SURFACE AND A LAYER OF 30 LB ROOFING FELT SHALL BE PLACED BETWEEN THE CONCRETE BASE AND THE APPROACH SLAB TO PREVENT BOND. THE CONCRETE BASE AND SLEEPER SLAB SHALL BE CAST TOGETHER. THE APPROACH SLAB SHALL NOT BE CAST UNTIL THE CONCRETE BASE HAS REACHED AN AGE OF THREE CURING DAYS.

THE VERTICAL JOINT ON THE RIGHT AND LEFT SIDE OF THE APPROACH SLAB AT THE ENDS OF THE EVAZOTE JOINT SHALL BE FILLED WITH SILICONE OR OTHER APPROVED MATERIAL IN ORDER TO PREVENT BACKFILL FROM ENTERING THE JOINT OPENING.

THE JOINT OPENING AT THE APPROACH SLAB/DECK INTERFACE SHALL BE SAWS NO MORE THEN 12 HOURS AFTER THE APPROACH SLAB IS CAST. THE JOINT SHALL BE CLEANED OF ALL DEBRIS BEFORE THE SEALANT IS APPLIED. THE SEALANT SHALL BE LOW MODULUS SILICONE AND APPROVED BY THE ENGINEER.

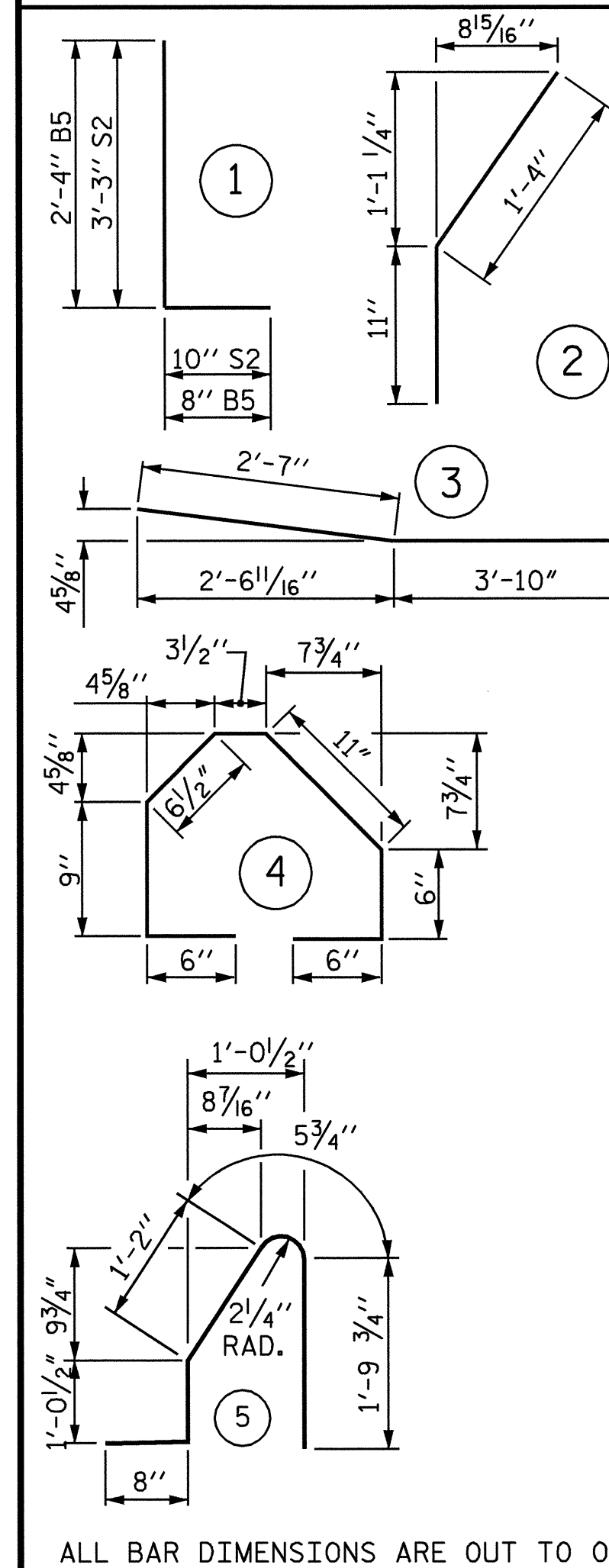
**WITH EVAZOTE JOINT SEAL**

FOR EVAZOTE JOINT SEALS, SEE SPECIAL PROVISIONS.

THE NOMINAL UNCOMPRESSED SEAL WIDTH OF THE EVAZOTE JOINT SEAL SHALL BE 3 1/8".

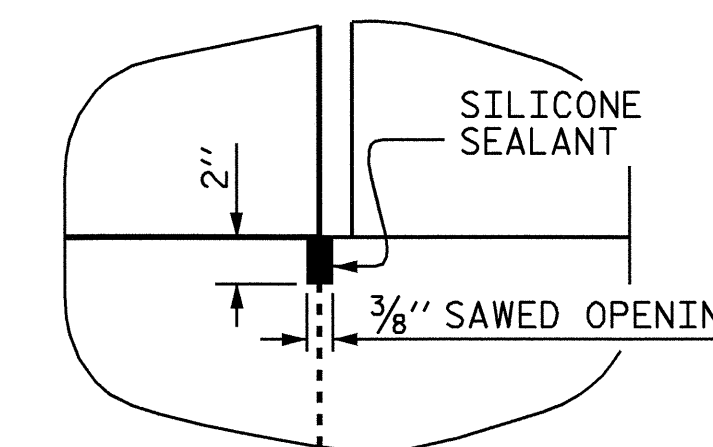
FOR ELASTOMERIC CONCRETE, SEE SPECIAL PROVISIONS.

**BAR TYPES**



ALL BAR DIMENSIONS ARE OUT TO OUT

SPLICE #4A2 = 1'-9"



**DETAIL "A"**

**BILL OF MATERIAL**

**FOR ONE APPROACH SLAB (2 REQ'D)**

BAR	NO.	SIZE	TYPE	LENGTH	WEIGHT
*A1	49	#5	STR	38'-6"	1968
A2	100	#4	STR	20'-2"	1347
*A3	14	#4	STR	20'-2"	189
*B1	78	#6	STR	24'-2"	2831
B2	78	#8	STR	24'-8"	5137
*B3	14	#5	STR	11'-8"	170
*B4	2	#5	3	6'-5"	13
B5	78	#5	1	3'-0"	244
*S1	56	#5	STR	3'-3"	190
*S2	40	#5	1	4'-1"	170
*S3	12	#5	2	2'-3"	28
*S4	8	#5	5	5'-2"	43
*S5	78	#4	4	4'-0"	208

REINFORCING STEEL LBS. 6484

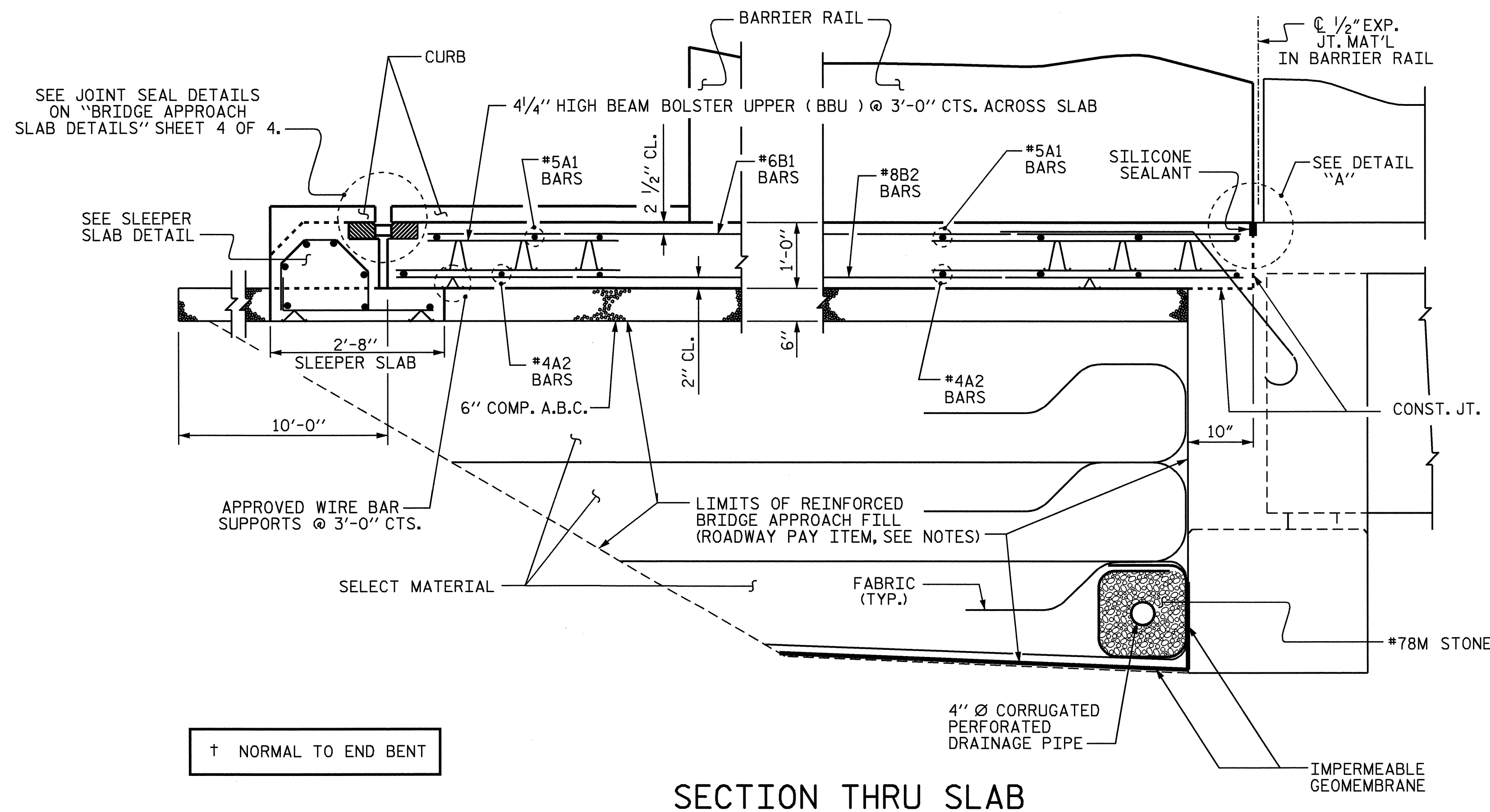
\*EPOXY COATED REINFORCING STEEL LBS. 5810

**CLASS AA CONCRETE BREAKDOWN**

POUR	DESCRIPTION	UNIT	QUANTITY
POUR 1	SLAB	C. Y.	35.9
POUR 2	RAIL	C. Y.	2.1
POUR 3	SLEEPER SLAB	C. Y.	4.0

TOTAL C. Y. 42.0


ELASTOMERIC CONCRETE CU. FT. 6.4



**SECTION THRU SLAB**

DRAWN BY : S.H. SOCKWELL DATE : 05/04  
CHECKED BY : B.C. HUNT DATE : 06/04

02-NOV-2004 09:48  
W:\squad1\2911d\final\Str3\R-2911D.sd.AS.03.dgn  
Klayne



PROJECT NO. R-2911D  
ROWAN COUNTY  
STATION: 304+22.00-L-

SHEET 2 OF 4

STATE OF NORTH CAROLINA  
DEPARTMENT OF TRANSPORTATION  
RALEIGH

BRIDGE APPROACH SLAB  
FOR INTEGRAL ABUTMENT  
(LEFT LANE)

REVISIONS						SHEET NO.
NO.	BY:	DATE:	NO.	BY:	DATE:	S-85
1			3			TOTAL SHEETS
2			4			120

STR. #3