NOTES

STIRRUPS IN CAP MAY BE SHIFTED AS NECESSARY TO CLEAR ANCHOR BOLTS.

SEE SUPERSTRUCTURE SHEETS FOR UPPER PART OF INTEGRAL END BENT DETAILS.

THE CONTRACTOR SHALL PROVIDE FOR INSTALLATION OF THE 4" DIAMETER DRAIN PIPE THROUGH THE WING WALL AS REQUIRED FOR REINFORCED BRIDGE APPROACH FILLS, SEE ROADWAY PLANS. REINFORCING STEEL IN THE WING WALL MAY BE SHIFTED AS NECESSARY TO CLEAR THE DRAIN PIPES.

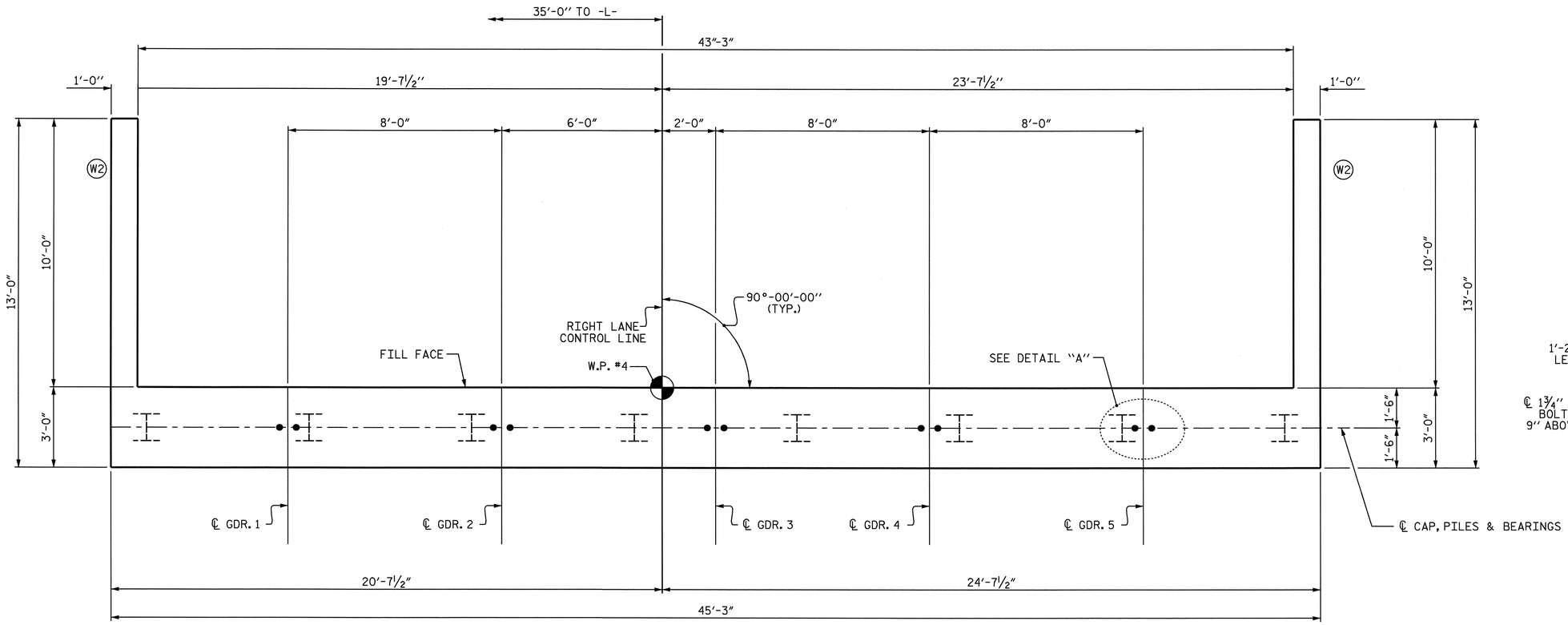

PLAN

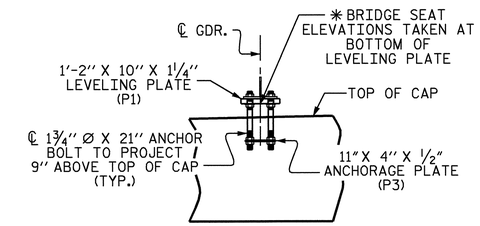

ELEVATION VIEW

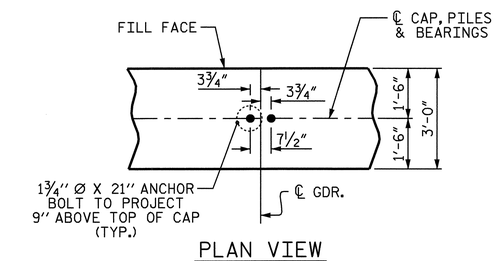

PLAN VIEW

DETAIL "A"

FOR LEVELING PLATE DETAILS, SEE "LEVELING PLATE DETAILS" SHEET.

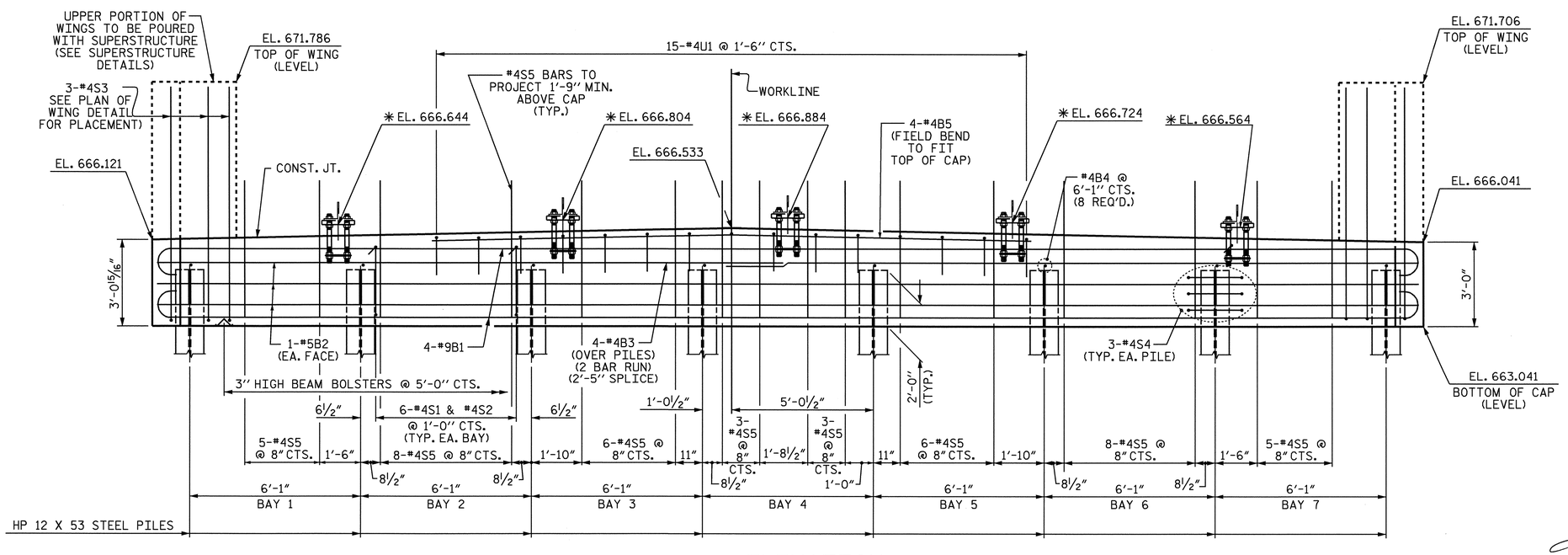

ELEVATION

✱ ELEVATIONS ARE SHOWN TO BOTTOM OF LEVELING PLATE

PROJECT NO. R-2911D
ROWAN COUNTY
STATION: 304+22.00 -L-

SHEET 1 OF 3

STATE OF NORTH CAROLINA
DEPARTMENT OF TRANSPORTATION
RALEIGH

SUBSTRUCTURE

INTEGRAL END BENT #2

RIGHT LANE

NORTH CAROLINA PROFESSIONAL SEAL 14001 ENGINEER BUCK CHARLES HUNT 11/3/04

REVISIONS						SHEET NO.
NO.	BY:	DATE:	NO.	BY:	DATE:	S-113
1			3			TOTAL SHEETS
2			4			120

DRAWN BY : J.P. ADAMS DATE : 4/19/04
CHECKED BY : B.C. HUNT DATE : 5/5/04

02-NOV-2004 09:51
W:\squadf\r2911d\final\Str4\R-2911D_sd_E*_04.dgn
klayne

STR. #4